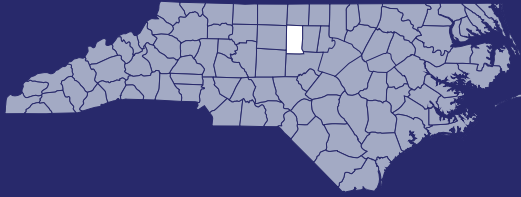


The 2025 Housing Need in Alamance County



26%

of Alamance County are **cost-burdened**.

17,406 households

Renters
who have difficulty affording their homes:



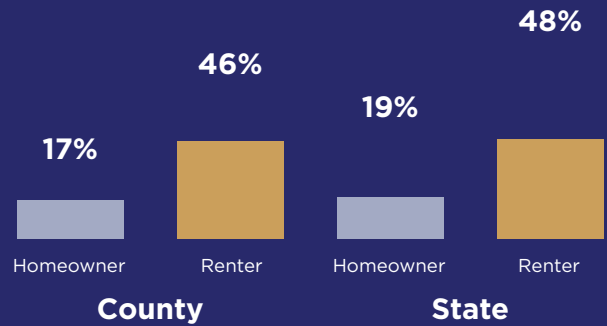
46%
10,016 households

Homeowners
who have difficulty affording their homes:



17%
7,390 households

Homeowner/Renter Cost Burdened 2025



Families that spend more than 30% are considered **cost-burdened**, more than 50%, are considered **severely cost-burdened**.

Average Annual Salaries



Teacher
\$48,220



Childcare
\$27,990



Firefighter
\$38,490

\$23.40 hour
Housing Wage:

The hourly wage needed to afford a Fair Market Rent apartment.

\$1,217 monthly
Fair Market Rent*:

An income of **\$48,680 per year** is needed to afford the Fair Market Rent.

**Fair Market Rents, regularly published by HUD, represent the cost to rent a moderately-priced dwelling unit in the local housing market. The above FMR is for a two-bedroom unit. Visit nchousing.org/county-fact-sheets for complete annual salary data.*

When Housing Costs Too Much

When housing costs become too much, a family can lose their home. This takes an incredible toll not only on a family, but also on the entire community.

Ranks

#15

for evictions among renter households.

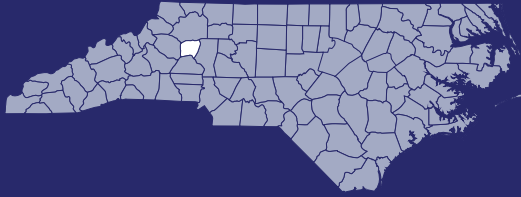
(1 = highest and 100 = lowest)



189 families faced a foreclosure this year...



3,499 families faced an eviction filing this year...



16%

of Alexander County are **cost-burdened**.

2,176 households

Renters
who have difficulty affording their homes:



33%

727 households

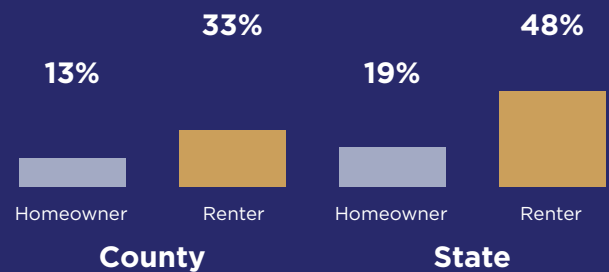
Homeowners
who have difficulty affording their homes:



13%

1,449 households

Homeowner/Renter Cost Burdened 2025



Families that spend more than 30% are considered **cost-burdened**, more than 50%, are considered **severely cost-burdened**.

Average Annual Salaries



Teacher
\$50,170



Childcare
\$27,840



Firefighter
\$31,510

\$20.12 hour Housing Wage:

The hourly wage needed to afford a Fair Market Rent apartment.

\$1,046 monthly Fair Market Rent*:

An income of **\$41,840 per year** is needed to afford the Fair Market Rent.

**Fair Market Rents, regularly published by HUD, represent the cost to rent a moderately-priced dwelling unit in the local housing market. The above FMR is for a two-bedroom unit. Visit nchousing.org/county-fact-sheets for complete annual salary data.*

When Housing Costs Too Much

When housing costs become too much, a family can lose their home. This takes an incredible toll not only on a family, but also on the entire community.

Ranks

#69

for evictions among renter households.

(1 = highest and 100 = lowest)



29 families faced a foreclosure this year...



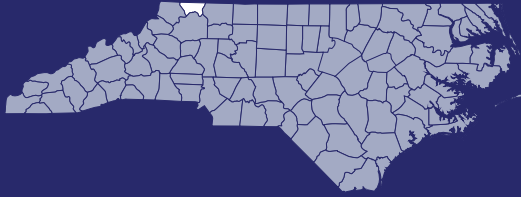
110 families faced an eviction filing this year...

DISASTER-IMPACTED COUNTY

The data in this profile does not fully represent post-flood housing conditions in the county, and the housing need is likely greater now than this data shows.

Join the movement:
nchousing.org

The mission of the North Carolina Housing Coalition is to lead a movement to ensure that every North Carolinian has a home in which to live in dignity and opportunity.



24%

of Alleghany County are **cost-burdened**.

1,115 households

Renters

who have difficulty affording their homes:



40%

333 households

Homeowners

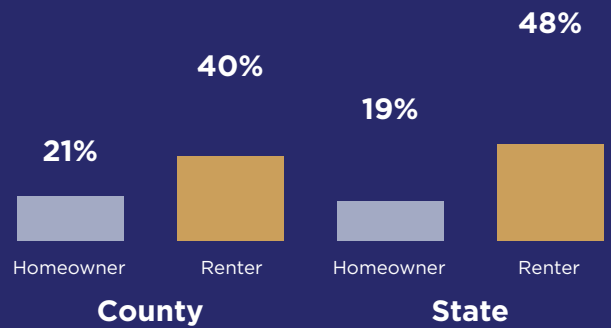
who have difficulty affording their homes:



21%

782 households

Homeowner/Renter Cost Burdened 2025



Families that spend more than 30% are considered **cost-burdened**, more than 50%, are considered **severely cost-burdened**.

Average Annual Salaries



Teacher
\$49,090



Childcare
\$27,970



Firefighter
\$30,540

\$18.21 hour Housing Wage:

The hourly wage needed to afford a Fair Market Rent apartment.

\$947 monthly Fair Market Rent*:

An income of **\$37,880 per year** is needed to afford the Fair Market Rent.

**Fair Market Rents, regularly published by HUD, represent the cost to rent a moderately-priced dwelling unit in the local housing market. The above FMR is for a two-bedroom unit. Visit nchousing.org/county-fact-sheets for complete annual salary data.*

When Housing Costs Too Much

When housing costs become too much, a family can lose their home. This takes an incredible toll not only on a family, but also on the entire community.

Ranks

#94

for evictions among renter households.

(1 = highest and 100 = lowest)



7 families faced a foreclosure this year...



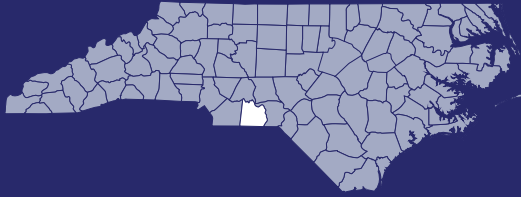
25 families faced an eviction filing this year...

DISASTER-IMPACTED COUNTY

The data in this profile does not fully represent post-flood housing conditions in the county, and the housing need is likely greater now than this data shows.

Join the movement:
nchousing.org

The mission of the North Carolina Housing Coalition is to lead a movement to ensure that every North Carolinian has a home in which to live in dignity and opportunity.



33%

of Anson County are **cost-burdened**.

2,520 households

Renters
who have difficulty affording their homes:



43%

960 households

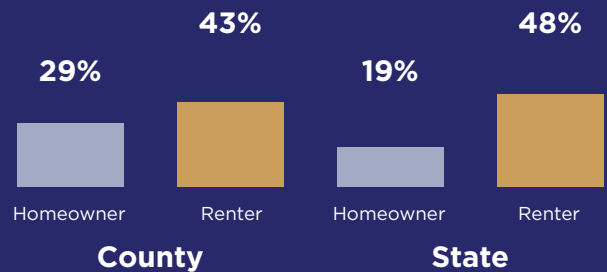
Homeowners
who have difficulty affording their homes:



29%

1,560 households

Homeowner/Renter Cost Burdened 2025



Families that spend more than 30% are considered **cost-burdened**, more than 50%, are considered **severely cost-burdened**.

Average Annual Salaries



Teacher
\$48,290



Childcare
\$27,960



Firefighter
\$30,530

\$23.38 hour Housing Wage:

The hourly wage needed to afford a Fair Market Rent apartment.

\$1,216 monthly Fair Market Rent*:

An income of **\$48,640 per year** is needed to afford the Fair Market Rent.

**Fair Market Rents, regularly published by HUD, represent the cost to rent a moderately-priced dwelling unit in the local housing market. The above FMR is for a two-bedroom unit. Visit nchousing.org/county-fact-sheets for complete annual salary data.*

When Housing Costs Too Much

When housing costs become too much, a family can lose their home. This takes an incredible toll not only on a family, but also on the entire community.

Ranks

#28

for evictions among renter households.

(1 = highest and 100 = lowest)

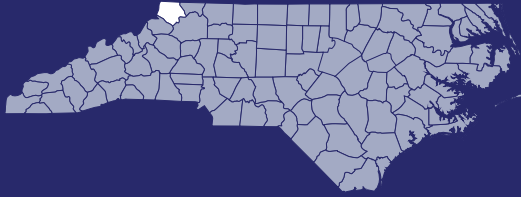


19 families faced a foreclosure this year...



266 families faced an eviction filing this year...

The 2025 Housing Need in Ashe County



20%

of Ashe County are **cost-burdened**.

2,250 households

Renters

who have difficulty affording their homes:



42%

736 households

Homeowners

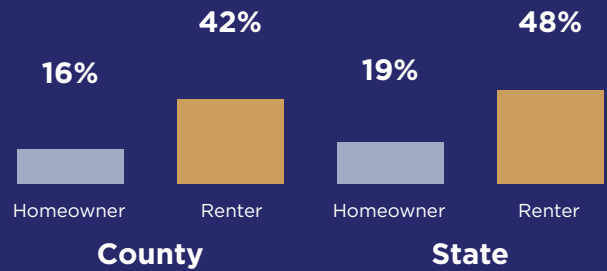
who have difficulty affording their homes:



16%

1,514 households

Homeowner/Renter Cost Burdened 2025



Families that spend more than 30% are considered **cost-burdened**, more than 50%, are considered **severely cost-burdened**.

Average Annual Salaries



Teacher
\$49,090



Childcare
\$27,970



Firefighter
\$30,540

\$17.88 hour Housing Wage:

The hourly wage needed to afford a Fair Market Rent apartment.

\$930 monthly Fair Market Rent*:

An income of **\$37,200 per year** is needed to afford the Fair Market Rent.

**Fair Market Rents, regularly published by HUD, represent the cost to rent a moderately-priced dwelling unit in the local housing market. The above FMR is for a two-bedroom unit. Visit nchousing.org/county-fact-sheets for complete annual salary data.*

When Housing Costs Too Much

When housing costs become too much, a family can lose their home. This takes an incredible toll not only on a family, but also on the entire community.

Ranks

#93

for evictions among renter households.

(1 = highest and 100 = lowest)



20 families faced a foreclosure this year...



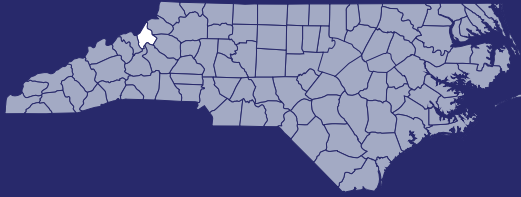
59 families faced an eviction filing this year...

DISASTER-IMPACTED COUNTY

The data in this profile does not fully represent post-flood housing conditions in the county, and the housing need is likely greater now than this data shows.

Join the movement:
nchousing.org

The mission of the North Carolina Housing Coalition is to lead a movement to ensure that every North Carolinian has a home in which to live in dignity and opportunity.



20%

of Avery County are **cost-burdened**.

1,239 households

Renters

who have difficulty affording their homes:



39%

422 households

Homeowners

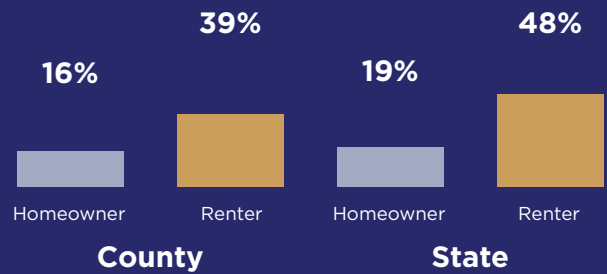
who have difficulty affording their homes:



16%

817 households

Homeowner/Renter Cost Burdened 2025



Families that spend more than 30% are considered **cost-burdened**, more than 50%, are considered **severely cost-burdened**.

Average Annual Salaries



Teacher
\$49,090



Childcare
\$27,970



Firefighter
\$30,540

\$20.27 hour Housing Wage:

The hourly wage needed to afford a Fair Market Rent apartment.

\$1,054 monthly Fair Market Rent*:

An income of **\$42,160 per year** is needed to afford the Fair Market Rent.

**Fair Market Rents, regularly published by HUD, represent the cost to rent a moderately-priced dwelling unit in the local housing market. The above FMR is for a two-bedroom unit. Visit nchousing.org/county-fact-sheets for complete annual salary data.*

When Housing Costs Too Much

When housing costs become too much, a family can lose their home. This takes an incredible toll not only on a family, but also on the entire community.

Ranks

#91

for evictions among renter households.

(1 = highest and 100 = lowest)



156 families faced a foreclosure this year...



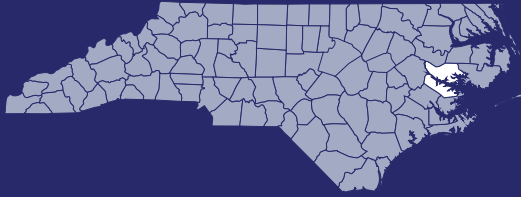
31 families faced an eviction filing this year...

DISASTER-IMPACTED COUNTY

The data in this profile does not fully represent post-flood housing conditions in the county, and the housing need is likely greater now than this data shows.

Join the movement:
nchousing.org

The mission of the North Carolina Housing Coalition is to lead a movement to ensure that every North Carolinian has a home in which to live in dignity and opportunity.



29%

of Beaufort County are **cost-burdened**.

5,283 households

Renters

who have difficulty affording their homes:



50%

2,418 households

Homeowners

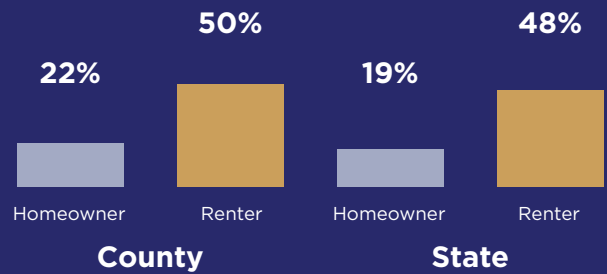
who have difficulty affording their homes:



22%

2,865 households

Homeowner/Renter Cost Burdened 2025



Families that spend more than 30% are considered **cost-burdened**, more than 50%, are considered **severely cost-burdened**.

Average Annual Salaries



Teacher
\$50,940



Childcare
\$27,960



Firefighter
\$35,640

\$17.88 hour Housing Wage:

The hourly wage needed to afford a Fair Market Rent apartment.

\$930 monthly Fair Market Rent*:

An income of **\$37,200 per year** is needed to afford the Fair Market Rent.

**Fair Market Rents, regularly published by HUD, represent the cost to rent a moderately-priced dwelling unit in the local housing market. The above FMR is for a two-bedroom unit. Visit nchousing.org/county-fact-sheets for complete annual salary data.*

When Housing Costs Too Much

When housing costs become too much, a family can lose their home. This takes an incredible toll not only on a family, but also on the entire community.

Ranks

#62

for evictions among renter households.

(1 = highest and 100 = lowest)



55 families faced a foreclosure this year...

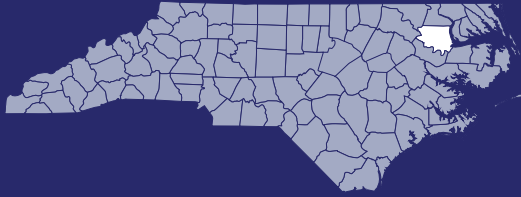


282 families faced an eviction filing this year...

Join the movement:
nchousing.org

The mission of the North Carolina Housing Coalition is to lead a movement to ensure that every North Carolinian has a home in which to live in dignity and opportunity.

The 2025 Housing Need in Bertie County



33%

of Bertie County are **cost-burdened**.

2,126 households

Renters

who have difficulty affording their homes:



44%

581 households

Homeowners

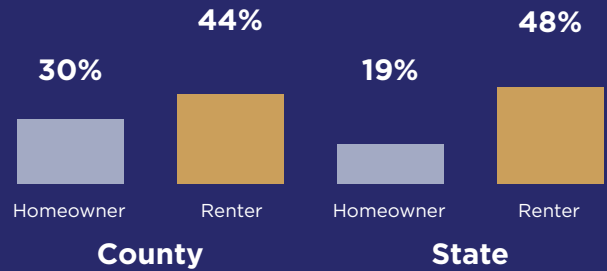
who have difficulty affording their homes:



30%

1,545 households

Homeowner/Renter Cost Burdened 2025



Families that spend more than 30% are considered **cost-burdened**, more than 50%, are considered **severely cost-burdened**.

Average Annual Salaries



Teacher
\$49,420



Childcare
\$27,870



Firefighter
\$34,890

\$20.23 hour Housing Wage:

The hourly wage needed to afford a Fair Market Rent apartment.

\$1,052 monthly Fair Market Rent*:

An income of **\$42,080 per year** is needed to afford the Fair Market Rent.

**Fair Market Rents, regularly published by HUD, represent the cost to rent a moderately-priced dwelling unit in the local housing market. The above FMR is for a two-bedroom unit. Visit nchousing.org/county-fact-sheets for complete annual salary data.*

When Housing Costs Too Much

When housing costs become too much, a family can lose their home. This takes an incredible toll not only on a family, but also on the entire community.

Ranks

#58

for evictions among renter households.

(1 = highest and 100 = lowest)



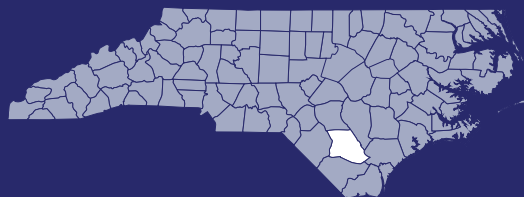
29 families faced a foreclosure this year...



94 families faced an eviction filing this year...

Join the movement:
nchousing.org

The mission of the North Carolina Housing Coalition is to lead a movement to ensure that every North Carolinian has a home in which to live in dignity and opportunity.



30% of Bladen County are **cost-burdened**.

3,135 households

Renters
who have difficulty affording their homes:



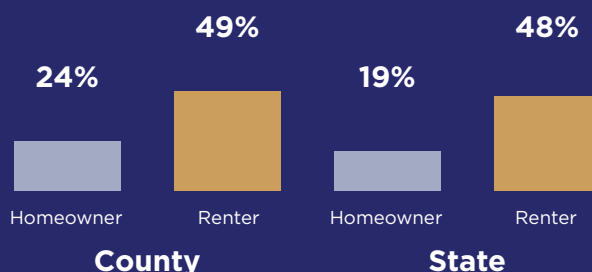
49%
1,216 households

Homeowners
who have difficulty affording their homes:



24%
1,919 households

Homeowner/Renter Cost Burdened 2025



Families that spend more than 30% are considered **cost-burdened**, more than 50%, are considered **severely cost-burdened**.

Average Annual Salaries



Teacher
\$50,940



Childcare
\$27,960



Firefighter
\$35,640

\$17.88 hour
Housing Wage:

The hourly wage needed to afford a Fair Market Rent apartment.

\$930 monthly
Fair Market Rent*:

An income of **\$37,200 per year** is needed to afford the Fair Market Rent.

**Fair Market Rents, regularly published by HUD, represent the cost to rent a moderately-priced dwelling unit in the local housing market. The above FMR is for a two-bedroom unit. Visit nchousing.org/county-fact-sheets for complete annual salary data.*

When Housing Costs Too Much

When housing costs become too much, a family can lose their home. This takes an incredible toll not only on a family, but also on the entire community.

Ranks

#27

for evictions among renter households.

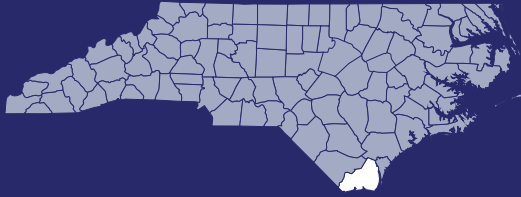
(1 = highest and 100 = lowest)



42 families faced a foreclosure this year...



330 families faced an eviction filing this year...



26%

of Brunswick County are **cost-burdened**.

16,132 households

Renters

who have difficulty affording their homes:



51%

4,509 households

Homeowners

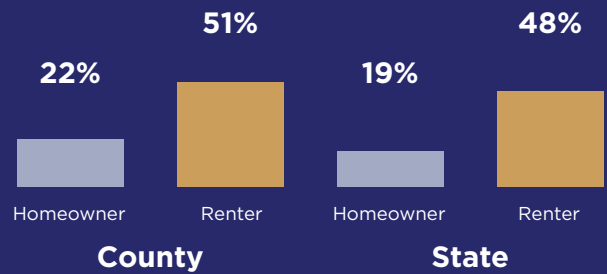
who have difficulty affording their homes:



22%

11,623 households

Homeowner/Renter Cost Burdened 2025



Families that spend more than 30% are considered **cost-burdened**, more than 50%, are considered **severely cost-burdened**.

Average Annual Salaries



Teacher
\$57,260



Childcare
\$27,220



Firefighter
\$48,540

\$24.65 hour Housing Wage:

The hourly wage needed to afford a Fair Market Rent apartment.

\$1,282 monthly Fair Market Rent*:

An income of **\$51,280 per year** is needed to afford the Fair Market Rent.

**Fair Market Rents, regularly published by HUD, represent the cost to rent a moderately-priced dwelling unit in the local housing market. The above FMR is for a two-bedroom unit. Visit nchousing.org/county-fact-sheets for complete annual salary data.*

When Housing Costs Too Much

When housing costs become too much, a family can lose their home. This takes an incredible toll not only on a family, but also on the entire community.

Ranks

#43

for evictions among renter households.

(1 = highest and 100 = lowest)



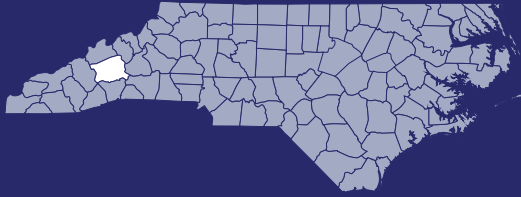
187 families faced a foreclosure this year...



725 families faced an eviction filing this year...

Join the movement:
nchousing.org

The mission of the North Carolina Housing Coalition is to lead a movement to ensure that every North Carolinian has a home in which to live in dignity and opportunity.



30% of Buncombe County are **cost-burdened**.

30,149 households

Renters
who have difficulty affording their homes:



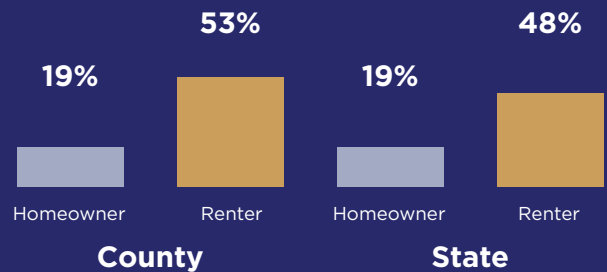
53%
17,845 households

Homeowners
who have difficulty affording their homes:



19%
12,304 households

Homeowner/Renter Cost Burdened 2025



Families that spend more than 30% are considered **cost-burdened**, more than 50%, are considered **severely cost-burdened**.

Average Annual Salaries



Teacher
\$49,140



Childcare
\$31,010



Firefighter
\$34,340

\$29.08 hour
Housing Wage:

The hourly wage needed to afford a Fair Market Rent apartment.

\$1,512 monthly
Fair Market Rent*:

An income of **\$60,480 per year** is needed to afford the Fair Market Rent.

**Fair Market Rents, regularly published by HUD, represent the cost to rent a moderately-priced dwelling unit in the local housing market. The above FMR is for a two-bedroom unit. Visit nchousing.org/county-fact-sheets for complete annual salary data.*

When Housing Costs Too Much

When housing costs become too much, a family can lose their home. This takes an incredible toll not only on a family, but also on the entire community.

Ranks
#45

for evictions among renter households.

(1 = highest and 100 = lowest)



156 families faced a foreclosure this year...



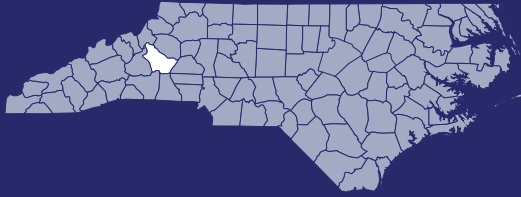
2,495 families faced an eviction filing this year...

DISASTER-IMPACTED COUNTY

The data in this profile does not fully represent post-flood housing conditions in the county, and the housing need is likely greater now than this data shows.

Join the movement: nchousing.org The mission of the North Carolina Housing Coalition is to lead a movement to ensure that every North Carolinian has a home in which to live in dignity and opportunity.

The 2025 Housing Need in Burke County



21%

of Burke County are **cost-burdened**.

7,129 households

Renters

who have difficulty affording their homes:



40%

3,019 households

Homeowners

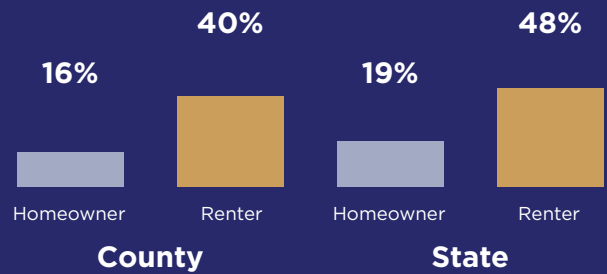
who have difficulty affording their homes:



16%

4,110 households

Homeowner/Renter Cost Burdened 2025



Families that spend more than 30% are considered **cost-burdened**, more than 50%, are considered **severely cost-burdened**.

Average Annual Salaries



Teacher
\$50,170



Childcare
\$27,840



Firefighter
\$31,510

\$20.12 hour Housing Wage:

The hourly wage needed to afford a Fair Market Rent apartment.

\$1,046 monthly Fair Market Rent*:

An income of **\$41,840 per year** is needed to afford the Fair Market Rent.

**Fair Market Rents, regularly published by HUD, represent the cost to rent a moderately-priced dwelling unit in the local housing market. The above FMR is for a two-bedroom unit. Visit nchousing.org/county-fact-sheets for complete annual salary data.*

When Housing Costs Too Much

When housing costs become too much, a family can lose their home. This takes an incredible toll not only on a family, but also on the entire community.

Ranks
#61

for evictions among renter households.

(1 = highest and 100 = lowest)



86 families faced a foreclosure this year...



447 families faced an eviction filing this year...

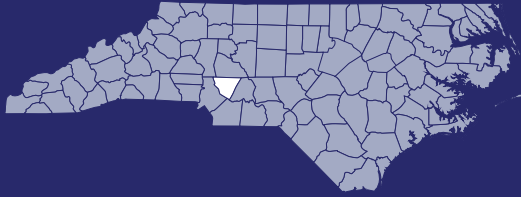
DISASTER-IMPACTED COUNTY

The data in this profile does not fully represent post-flood housing conditions in the county, and the housing need is likely greater now than this data shows.

Join the movement:
nchousing.org

The mission of the North Carolina Housing Coalition is to lead a movement to ensure that every North Carolinian has a home in which to live in dignity and opportunity.

The 2025 Housing Need in Cabarrus County



28%

of Cabarrus County are **cost-burdened**.

21,797 households

Renters
who have difficulty affording their homes:



51%

10,655 households

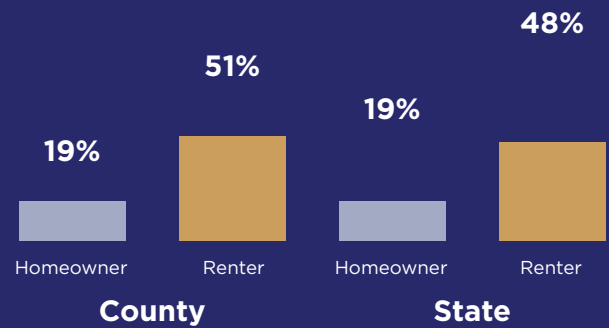
Homeowners
who have difficulty affording their homes:



19%

11,142 households

Homeowner/Renter Cost Burdened 2025



Families that spend more than 30% are considered **cost-burdened**, more than 50%, are considered **severely cost-burdened**.

Average Annual Salaries



Teacher
\$57,930



Childcare
\$29,370



Firefighter
\$36,180

\$35.08 hour Housing Wage:

The hourly wage needed to afford a Fair Market Rent apartment.

\$1,824 monthly Fair Market Rent*:

An income of **\$72,960 per year** is needed to afford the Fair Market Rent.

**Fair Market Rents, regularly published by HUD, represent the cost to rent a moderately-priced dwelling unit in the local housing market. The above FMR is for a two-bedroom unit. Visit nchousing.org/county-fact-sheets for complete annual salary data.*

When Housing Costs Too Much

When housing costs become too much, a family can lose their home. This takes an incredible toll not only on a family, but also on the entire community.

Ranks
#6

for evictions among renter households.

(1 = highest and 100 = lowest)



247 families faced a foreclosure this year...



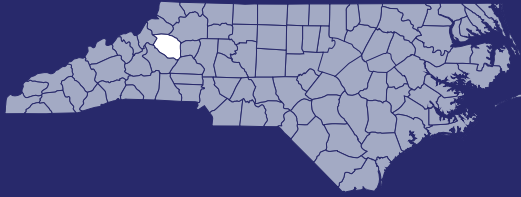
4,467 families faced an eviction filing this year...

DISASTER-IMPACTED COUNTY

The data in this profile does not fully represent post-flood housing conditions in the county, and the housing need is likely greater now than this data shows.

Join the movement:
nchousing.org

The mission of the North Carolina Housing Coalition is to lead a movement to ensure that every North Carolinian has a home in which to live in dignity and opportunity.



19%

of Caldwell County are **cost-burdened**.

6,094 households

Renters

who have difficulty affording their homes:



38%

2,783 households

Homeowners

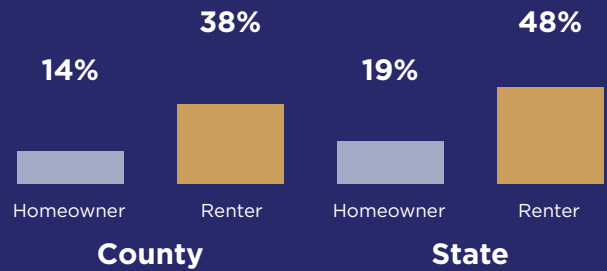
who have difficulty affording their homes:



14%

3,311 households

Homeowner/Renter Cost Burdened 2025



Families that spend more than 30% are considered **cost-burdened**, more than 50%, are considered **severely cost-burdened**.

Average Annual Salaries



Teacher
\$50,170



Childcare
\$27,840



Firefighter
\$31,510

\$20.12 hour Housing Wage:

The hourly wage needed to afford a Fair Market Rent apartment.

\$1,046 monthly Fair Market Rent*:

An income of **\$41,840 per year** is needed to afford the Fair Market Rent.

**Fair Market Rents, regularly published by HUD, represent the cost to rent a moderately-priced dwelling unit in the local housing market. The above FMR is for a two-bedroom unit. Visit nchousing.org/county-fact-sheets for complete annual salary data.*

When Housing Costs Too Much

When housing costs become too much, a family can lose their home. This takes an incredible toll not only on a family, but also on the entire community.

Ranks

#47

for evictions among renter households.

(1 = highest and 100 = lowest)



91 families faced a foreclosure this year...



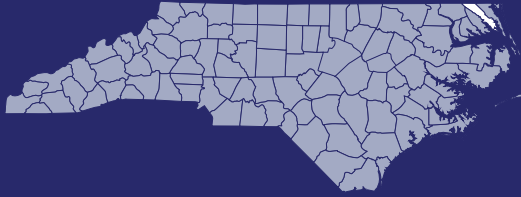
565 families faced an eviction filing this year...

DISASTER-IMPACTED COUNTY

The data in this profile does not fully represent post-flood housing conditions in the county, and the housing need is likely greater now than this data shows.

Join the movement:
nchousing.org

The mission of the North Carolina Housing Coalition is to lead a movement to ensure that every North Carolinian has a home in which to live in dignity and opportunity.



23% of Camden County are **cost-burdened**.

883 households

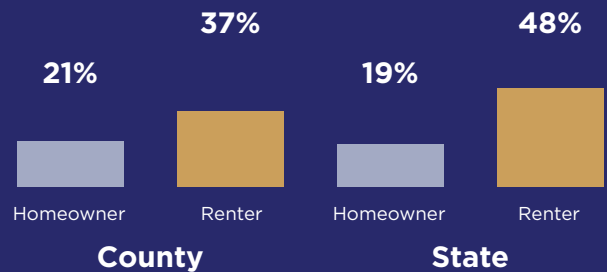
Renters who have difficulty affording their homes:



Homeowners who have difficulty affording their homes:



Homeowner/Renter Cost Burdened 2025



Families that spend more than 30% are considered **cost-burdened**, more than 50%, are considered **severely cost-burdened**.

Average Annual Salaries



Teacher
\$49,420



Childcare
\$27,870



Firefighter
\$34,890

\$21.71 hour Housing Wage:

The hourly wage needed to afford a Fair Market Rent apartment.

\$1,129 monthly Fair Market Rent*:

An income of **\$45,160 per year** is needed to afford the Fair Market Rent.

**Fair Market Rents, regularly published by HUD, represent the cost to rent a moderately-priced dwelling unit in the local housing market. The above FMR is for a two-bedroom unit. Visit nchousing.org/county-fact-sheets for complete annual salary data.*

When Housing Costs Too Much

When housing costs become too much, a family can lose their home. This takes an incredible toll not only on a family, but also on the entire community.

Ranks

#75

for evictions among renter households.

(1 = highest and 100 = lowest)

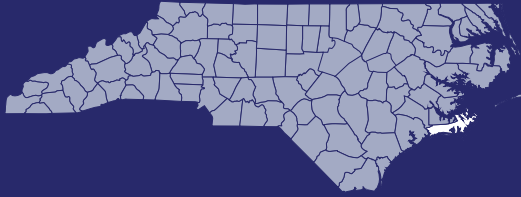


12 families faced a foreclosure this year...



23 families faced an eviction filing this year...

The 2025 Housing Need in Carteret County



30% of Carteret County are **cost-burdened**.

8860 households

Renters who have difficulty affording their homes:



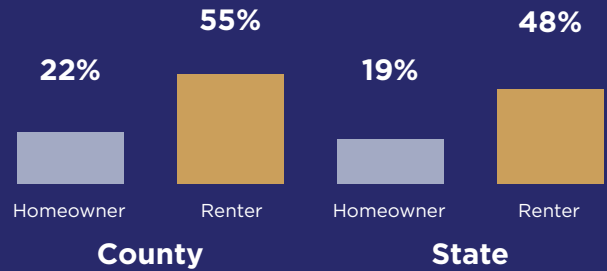
55%
3,928 households

Homeowners who have difficulty affording their homes:



22%
4,932 households

Homeowner/Renter Cost Burdened 2025



Families that spend more than 30% are considered **cost-burdened**, more than 50%, are considered **severely cost-burdened**.

Average Annual Salaries



Teacher
\$50,940



Childcare
\$27,960



Firefighter
\$35,640

\$23.44 hour Housing Wage:

The hourly wage needed to afford a Fair Market Rent apartment.

\$1,219 monthly Fair Market Rent*:

An income of **\$48,760 per year** is needed to afford the Fair Market Rent.

**Fair Market Rents, regularly published by HUD, represent the cost to rent a moderately-priced dwelling unit in the local housing market. The above FMR is for a two-bedroom unit. Visit nchousing.org/county-fact-sheets for complete annual salary data.*

When Housing Costs Too Much

When housing costs become too much, a family can lose their home. This takes an incredible toll not only on a family, but also on the entire community.

Ranks

#81

for evictions among renter households.

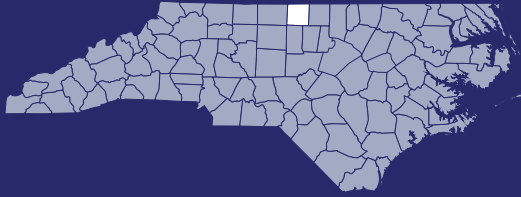
(1 = highest and 100 = lowest)



61 families faced a foreclosure this year...



254 families faced an eviction filing this year...



26%

of Caswell County are **cost-burdened**.

2,126 households

Renters
who have difficulty affording their homes:



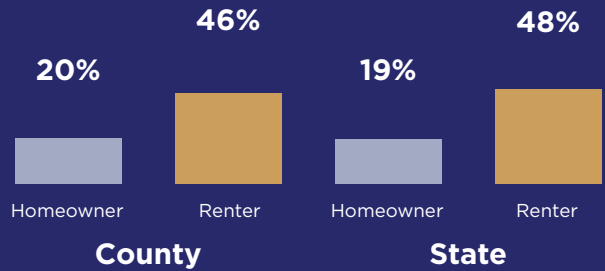
46%
813 households

Homeowners
who have difficulty affording their homes:



20%
1,313 households

Homeowner/Renter Cost Burdened 2025



Families that spend more than 30% are considered **cost-burdened**, more than 50%, are considered **severely cost-burdened**.

Average Annual Salaries



Teacher
\$48,290



Childcare
\$27,960



Firefighter
\$30,530

\$17.88 hour
Housing Wage:

The hourly wage needed to afford a Fair Market Rent apartment.

\$930 monthly
Fair Market Rent*:

An income of **\$37,200 per year** is needed to afford the Fair Market Rent.

**Fair Market Rents, regularly published by HUD, represent the cost to rent a moderately-priced dwelling unit in the local housing market. The above FMR is for a two-bedroom unit. Visit nchousing.org/county-fact-sheets for complete annual salary data.*

When Housing Costs Too Much

When housing costs become too much, a family can lose their home. This takes an incredible toll not only on a family, but also on the entire community.

Ranks

#70

for evictions among renter households.

(1 = highest and 100 = lowest)

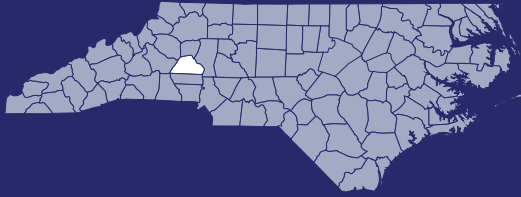


24 families faced a foreclosure this year...



86 families faced an eviction filing this year...

The 2025 Housing Need in Catawba County



22%

of Catawba County are **cost-burdened**.

13,702 households

Renters

who have difficulty affording their homes:



39%

6,292 households

Homeowners

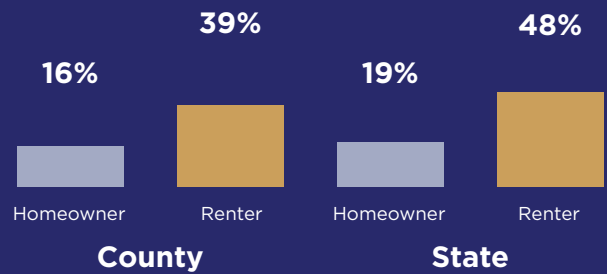
who have difficulty affording their homes:



16%

7,410 households

Homeowner/Renter Cost Burdened 2025



Families that spend more than 30% are considered **cost-burdened**, more than 50%, are considered **severely cost-burdened**.

Average Annual Salaries



Teacher
\$50,170



Childcare
\$27,840



Firefighter
\$31,510

\$20.12 hour Housing Wage:

The hourly wage needed to afford a Fair Market Rent apartment.

\$1,046 monthly Fair Market Rent*:

An income of **\$41,840 per year** is needed to afford the Fair Market Rent.

**Fair Market Rents, regularly published by HUD, represent the cost to rent a moderately-priced dwelling unit in the local housing market. The above FMR is for a two-bedroom unit. Visit nchousing.org/county-fact-sheets for complete annual salary data.*

When Housing Costs Too Much

When housing costs become too much, a family can lose their home. This takes an incredible toll not only on a family, but also on the entire community.

Ranks

#35

for evictions among renter households.

(1 = highest and 100 = lowest)



186 families faced a foreclosure this year...



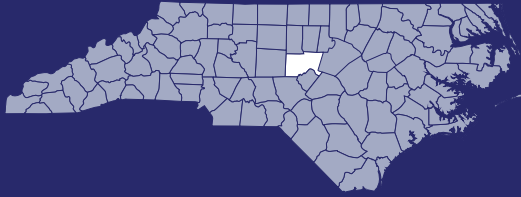
1,462 families faced an eviction filing this year...

DISASTER-IMPACTED COUNTY

The data in this profile does not fully represent post-flood housing conditions in the county, and the housing need is likely greater now than this data shows.

Join the movement:
nchousing.org

The mission of the North Carolina Housing Coalition is to lead a movement to ensure that every North Carolinian has a home in which to live in dignity and opportunity.



24% of Chatham County are **cost-burdened**.

7,633 households

Renters who have difficulty affording their homes:



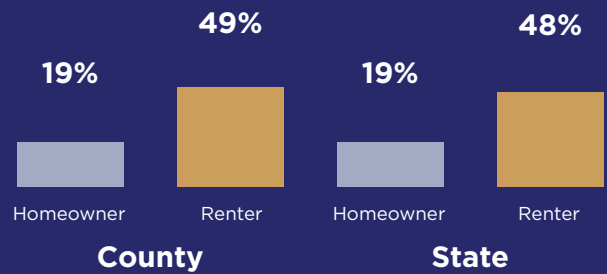
49%
2,695 households

Homeowners who have difficulty affording their homes:



19%
4,938 households

Homeowner/Renter Cost Burdened 2025



Families that spend more than 30% are considered **cost-burdened**, more than 50%, are considered **severely cost-burdened**.

Average Annual Salaries



Teacher
\$51,740



Childcare
\$33,000



Firefighter
\$36,230

\$36.00 hour
Housing Wage:

The hourly wage needed to afford a Fair Market Rent apartment.

\$1,872 monthly
Fair Market Rent*:

An income of **\$74,880 per year** is needed to afford the Fair Market Rent.

**Fair Market Rents, regularly published by HUD, represent the cost to rent a moderately-priced dwelling unit in the local housing market. The above FMR is for a two-bedroom unit. Visit nchousing.org/county-fact-sheets for complete annual salary data.*

When Housing Costs Too Much

When housing costs become too much, a family can lose their home. This takes an incredible toll not only on a family, but also on the entire community.

Ranks

#73

for evictions among renter households.

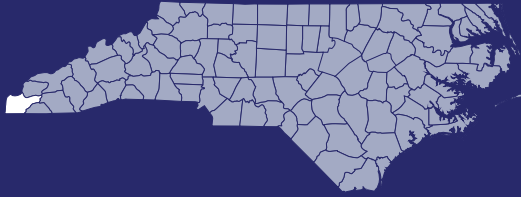
(1 = highest and 100 = lowest)



55 families faced a foreclosure this year...



245 families faced an eviction filing this year...



22%

of Cherokee County are **cost-burdened**.

2,793 households

Renters

who have difficulty affording their homes:



50%

848 households

Homeowners

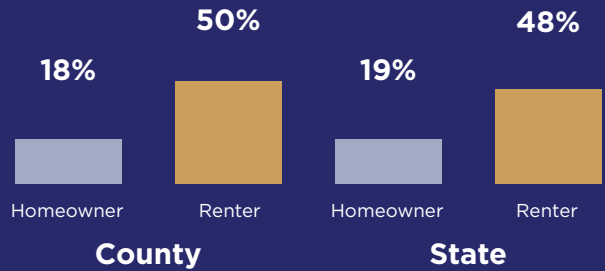
who have difficulty affording their homes:



18%

1,945 households

Homeowner/Renter Cost Burdened 2025



Families that spend more than 30% are considered **cost-burdened**, more than 50%, are considered **severely cost-burdened**.

Average Annual Salaries



Teacher
\$49,090



Childcare
\$27,970



Firefighter
\$30,540

\$18.13 hour Housing Wage:

The hourly wage needed to afford a Fair Market Rent apartment.

\$943 monthly Fair Market Rent*:

An income of **\$37,720 per year** is needed to afford the Fair Market Rent.

**Fair Market Rents, regularly published by HUD, represent the cost to rent a moderately-priced dwelling unit in the local housing market. The above FMR is for a two-bedroom unit. Visit nchousing.org/county-fact-sheets for complete annual salary data.*

When Housing Costs Too Much

When housing costs become too much, a family can lose their home. This takes an incredible toll not only on a family, but also on the entire community.

Ranks

#53

for evictions among renter households.

(1 = highest and 100 = lowest)



34 families faced a foreclosure this year...



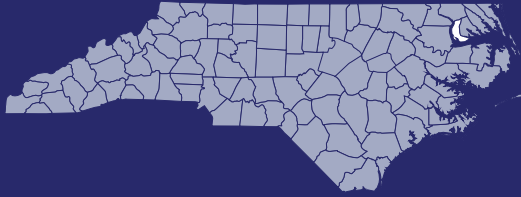
119 families faced an eviction filing this year...

DISASTER-IMPACTED COUNTY

The data in this profile does not fully represent post-flood housing conditions in the county, and the housing need is likely greater now than this data shows.

Join the movement:
nchousing.org

The mission of the North Carolina Housing Coalition is to lead a movement to ensure that every North Carolinian has a home in which to live in dignity and opportunity.



29% of Chowan County are **cost-burdened**.

1,657 households

Renters who have difficulty affording their homes:



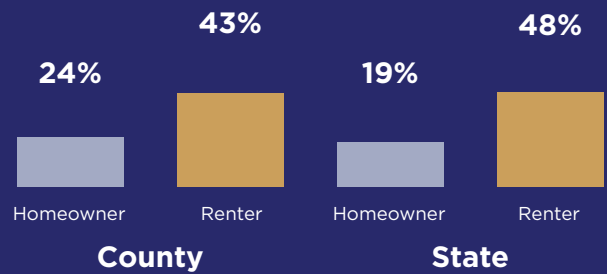
43%
660 households

Homeowners who have difficulty affording their homes:



24%
997 households

Homeowner/Renter Cost Burdened 2025



Families that spend more than 30% are considered **cost-burdened**, more than 50%, are considered **severely cost-burdened**.

Average Annual Salaries



Teacher
\$49,420



Childcare
\$27,870



Firefighter
\$34,890

\$21.69 hour Housing Wage:

The hourly wage needed to afford a Fair Market Rent apartment.

\$1,128 monthly Fair Market Rent*:

An income of **\$45,120 per year** is needed to afford the Fair Market Rent.

**Fair Market Rents, regularly published by HUD, represent the cost to rent a moderately-priced dwelling unit in the local housing market. The above FMR is for a two-bedroom unit. Visit nchousing.org/county-fact-sheets for complete annual salary data.*

When Housing Costs Too Much

When housing costs become too much, a family can lose their home. This takes an incredible toll not only on a family, but also on the entire community.

Ranks

#85

for evictions among renter households.

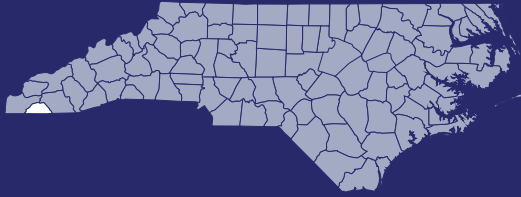
(1 = highest and 100 = lowest)



12 families faced a foreclosure this year...



53 families faced an eviction filing this year...



31%

of Clay County are **cost-burdened**.

1,466 households

Renters
who have difficulty affording their homes:



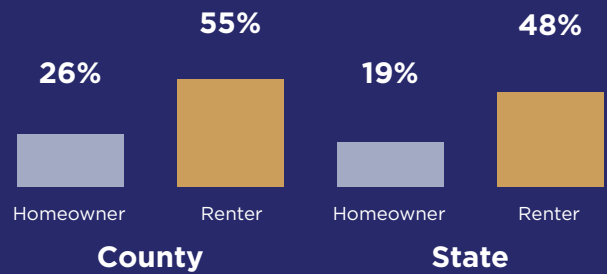
55%
406 households

Homeowners
who have difficulty affording their homes:



26%
1,060 households

Homeowner/Renter Cost Burdened 2025



Families that spend more than 30% are considered **cost-burdened**, more than 50%, are considered **severely cost-burdened**.

Average Annual Salaries



Teacher
\$49,090



Childcare
\$27,970



Firefighter
\$30,540

\$19.62 hour Housing Wage:

The hourly wage needed to afford a Fair Market Rent apartment.

\$1,020 monthly Fair Market Rent*:

An income of **\$40,800 per year** is needed to afford the Fair Market Rent.

**Fair Market Rents, regularly published by HUD, represent the cost to rent a moderately-priced dwelling unit in the local housing market. The above FMR is for a two-bedroom unit. Visit nchousing.org/county-fact-sheets for complete annual salary data.*

When Housing Costs Too Much

When housing costs become too much, a family can lose their home. This takes an incredible toll not only on a family, but also on the entire community.

Ranks
#86

for evictions among renter households.

(1 = highest and 100 = lowest)



11 families faced a foreclosure this year...

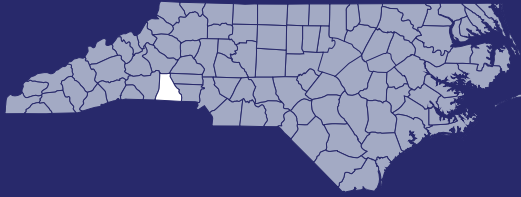


27 families faced an eviction filing this year...

DISASTER-IMPACTED COUNTY

The data in this profile does not fully represent post-flood housing conditions in the county, and the housing need is likely greater now than this data shows.

Join the movement: nchousing.org The mission of the North Carolina Housing Coalition is to lead a movement to ensure that every North Carolinian has a home in which to live in dignity and opportunity.



26% of Cleveland County are **cost-burdened**.

9,279 households

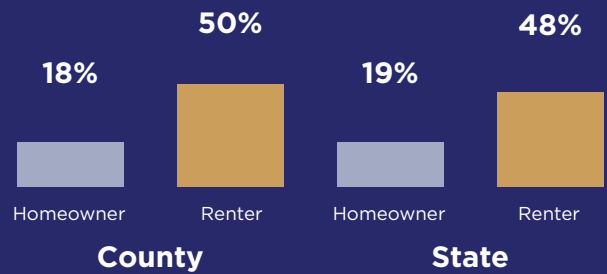
Renters who have difficulty affording their homes:

 **50%**
4,699 households

Homeowners who have difficulty affording their homes:

 **18%**
4580 households

Homeowner/Renter Cost Burdened 2025



Families that spend more than 30% are considered **cost-burdened**, more than 50%, are considered **severely cost-burdened**.

Average Annual Salaries



Teacher
\$48,290



Childcare
\$27,960



Firefighter
\$30,530

\$17.88 hour Housing Wage:

The hourly wage needed to afford a Fair Market Rent apartment.

\$930 monthly Fair Market Rent*:

An income of **\$37,200 per year** is needed to afford the Fair Market Rent.

**Fair Market Rents, regularly published by HUD, represent the cost to rent a moderately-priced dwelling unit in the local housing market. The above FMR is for a two-bedroom unit. Visit nchousing.org/county-fact-sheets for complete annual salary data.*

When Housing Costs Too Much

When housing costs become too much, a family can lose their home. This takes an incredible toll not only on a family, but also on the entire community.

Ranks
#16

for evictions among renter households.

(1 = highest and 100 = lowest)



125 families faced a foreclosure this year...



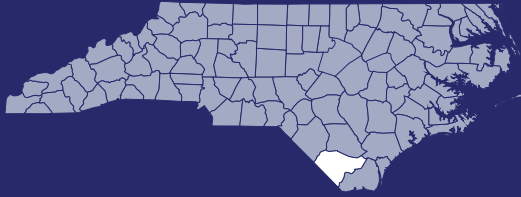
1,438 families faced an eviction filing this year...

DISASTER-IMPACTED COUNTY

The data in this profile does not fully represent post-flood housing conditions in the county, and the housing need is likely greater now than this data shows.

Join the movement: nchousing.org The mission of the North Carolina Housing Coalition is to lead a movement to ensure that every North Carolinian has a home in which to live in dignity and opportunity.

The 2025 Housing Need in Columbus County



30% of Columbus County are **cost-burdened**.

5,303 households

Renters
who have difficulty affording their homes:



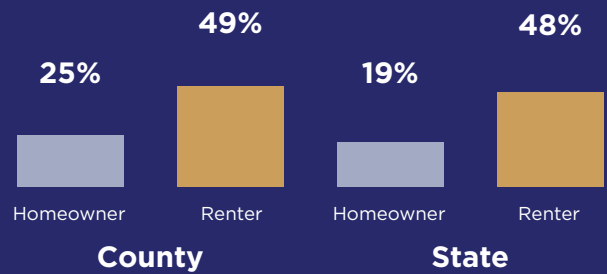
49%
1,890 households

Homeowners
who have difficulty affording their homes:



25%
3,413 households

Homeowner/Renter Cost Burdened 2025



Families that spend more than 30% are considered **cost-burdened**, more than 50%, are considered **severely cost-burdened**.

Average Annual Salaries



Teacher
\$50,940



Childcare
\$27,960



Firefighter
\$35,640

\$18.04 hour
Housing Wage:

The hourly wage needed to afford a Fair Market Rent apartment.

\$938 monthly
Fair Market Rent*:

An income of **\$37,520 per year** is needed to afford the Fair Market Rent.

**Fair Market Rents, regularly published by HUD, represent the cost to rent a moderately-priced dwelling unit in the local housing market. The above FMR is for a two-bedroom unit. Visit nchousing.org/county-fact-sheets for complete annual salary data.*

When Housing Costs Too Much

When housing costs become too much, a family can lose their home. This takes an incredible toll not only on a family, but also on the entire community.

Ranks

#51

for evictions among renter households.

(1 = highest and 100 = lowest)

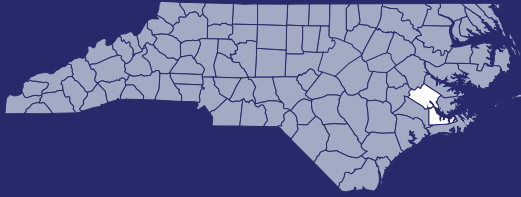


63 families faced a foreclosure this year...



305 families faced an eviction filing this year...

Join the movement: nchousing.org The mission of the North Carolina Housing Coalition is to lead a movement to ensure that every North Carolinian has a home in which to live in dignity and opportunity.



28%

of Craven County are **cost-burdened**.

11,216 households

Renters

who have difficulty affording their homes:



47%

5,351 households

Homeowners

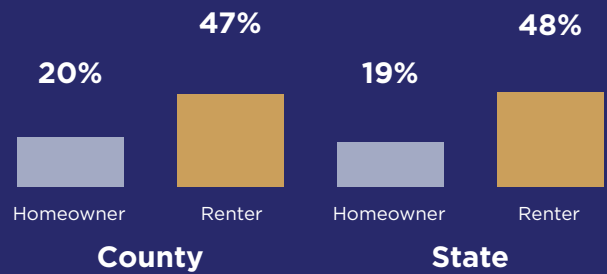
who have difficulty affording their homes:



20%

5,865 households

Homeowner/Renter Cost Burdened 2025



Families that spend more than 30% are considered **cost-burdened**, more than 50%, are considered **severely cost-burdened**.

Average Annual Salaries



Teacher
\$48,100



Childcare
\$25,700



Firefighter
\$40,620

\$25.29 hour Housing Wage:

The hourly wage needed to afford a Fair Market Rent apartment.

\$1,315 monthly Fair Market Rent*:

An income of **\$52,600 per year** is needed to afford the Fair Market Rent.

**Fair Market Rents, regularly published by HUD, represent the cost to rent a moderately-priced dwelling unit in the local housing market. The above FMR is for a two-bedroom unit. Visit nchousing.org/county-fact-sheets for complete annual salary data.*

When Housing Costs Too Much

When housing costs become too much, a family can lose their home. This takes an incredible toll not only on a family, but also on the entire community.

Ranks

#44

for evictions among renter households.

(1 = highest and 100 = lowest)



115 families faced a foreclosure this year...

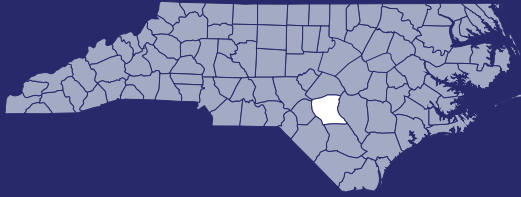


865 families faced an eviction filing this year...

Join the movement:
nchousing.org

The mission of the North Carolina Housing Coalition is to lead a movement to ensure that every North Carolinian has a home in which to live in dignity and opportunity.

The 2025 Housing Need in Cumberland County



37%

of Cumberland County are **cost-burdened**.

45,174 households

Renters
who have difficulty affording their homes:



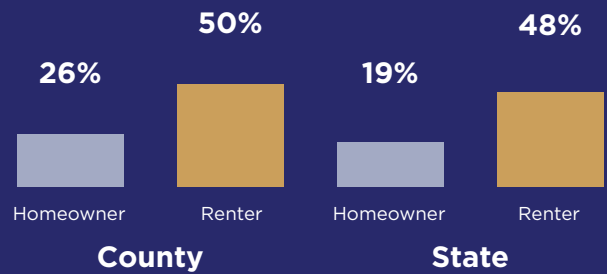
50%
27,822 households

Homeowners
who have difficulty affording their homes:



26%
17,352 households

Homeowner/Renter Cost Burdened 2025



Families that spend more than 30% are considered **cost-burdened**, more than 50%, are considered **severely cost-burdened**.

Average Annual Salaries



Teacher
\$46,750



Childcare
\$27,100



Firefighter
\$41,280

\$23.85 hour
Housing Wage:

The hourly wage needed to afford a Fair Market Rent apartment.

\$1,240 monthly
Fair Market Rent*:

An income of **\$49,600 per year** is needed to afford the Fair Market Rent.

**Fair Market Rents, regularly published by HUD, represent the cost to rent a moderately-priced dwelling unit in the local housing market. The above FMR is for a two-bedroom unit. Visit nchousing.org/county-fact-sheets for complete annual salary data.*

When Housing Costs Too Much

When housing costs become too much, a family can lose their home. This takes an incredible toll not only on a family, but also on the entire community.

Ranks

#13

for evictions among renter households.

(1 = highest and 100 = lowest)

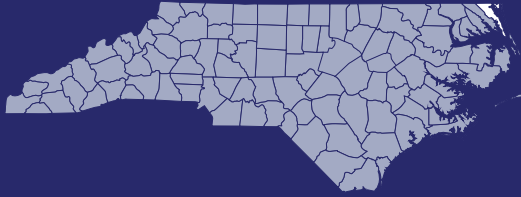


382 families faced a foreclosure this year...



8,951 families faced an eviction filing this year...

Join the movement: nchousing.org The mission of the North Carolina Housing Coalition is to lead a movement to ensure that every North Carolinian has a home in which to live in dignity and opportunity.



24%

of Currituck County are **cost-burdened**.

2,658 households

Renters

who have difficulty affording their homes:



46%

476 households

Homeowners

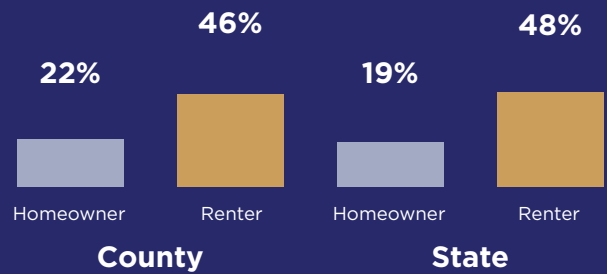
who have difficulty affording their homes:



22%

2,182 households

Homeowner/Renter Cost Burdened 2025



Families that spend more than 30% are considered **cost-burdened**, more than 50%, are considered **severely cost-burdened**.

Average Annual Salaries



Teacher
\$60,750



Childcare
\$28,000



Firefighter
\$58,280

\$32.62 hour Housing Wage:

The hourly wage needed to afford a Fair Market Rent apartment.

\$1,696 monthly Fair Market Rent*:

An income of **\$67,840 per year** is needed to afford the Fair Market Rent.

**Fair Market Rents, regularly published by HUD, represent the cost to rent a moderately-priced dwelling unit in the local housing market. The above FMR is for a two-bedroom unit. Visit nchousing.org/county-fact-sheets for complete annual salary data.*

When Housing Costs Too Much

When housing costs become too much, a family can lose their home. This takes an incredible toll not only on a family, but also on the entire community.

Ranks

#46

for evictions among renter households.

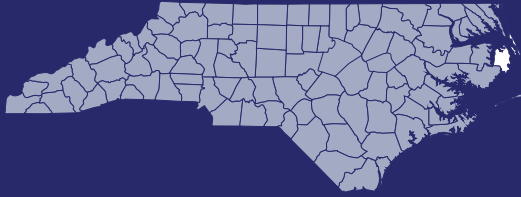
(1 = highest and 100 = lowest)



33 families faced a foreclosure this year...



97 families faced an eviction filing this year...



31%

of Dare County are **cost-burdened**.

4,956 households

Renters

who have difficulty affording their homes:



52%

1,765 households

Homeowners

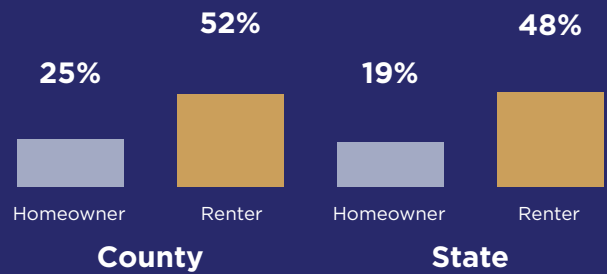
who have difficulty affording their homes:



25%

3,191 households

Homeowner/Renter Cost Burdened 2025



Families that spend more than 30% are considered **cost-burdened**, more than 50%, are considered **severely cost-burdened**.

Average Annual Salaries



Teacher
\$49,420



Childcare
\$27,870



Firefighter
\$34,890

\$27.13 hour Housing Wage:

The hourly wage needed to afford a Fair Market Rent apartment.

\$1,411 monthly Fair Market Rent*:

An income of **\$56,440 per year** is needed to afford the Fair Market Rent.

**Fair Market Rents, regularly published by HUD, represent the cost to rent a moderately-priced dwelling unit in the local housing market. The above FMR is for a two-bedroom unit. Visit nchousing.org/county-fact-sheets for complete annual salary data.*

When Housing Costs Too Much

When housing costs become too much, a family can lose their home. This takes an incredible toll not only on a family, but also on the entire community.

Ranks

#96

for evictions among renter households.

(1 = highest and 100 = lowest)



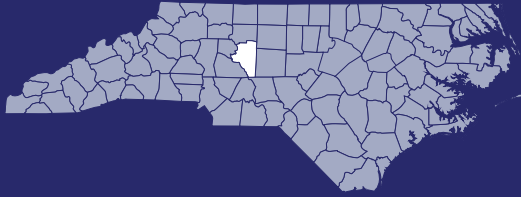
359 families faced a foreclosure this year...



71 families faced an eviction filing this year...

Join the movement:
nchousing.org

The mission of the North Carolina Housing Coalition is to lead a movement to ensure that every North Carolinian has a home in which to live in dignity and opportunity.



23%

of Davidson County are **cost-burdened**.

14,960 households

Renters

who have difficulty affording their homes:



43%

7,017 households

Homeowners

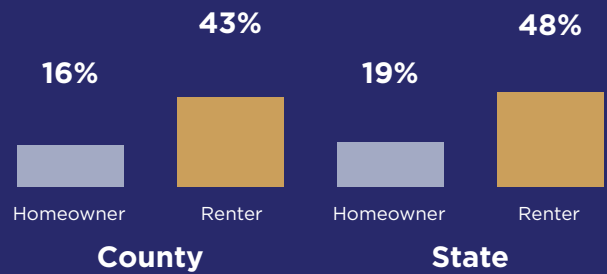
who have difficulty affording their homes:



16%

7,943 households

Homeowner/Renter Cost Burdened 2025



Families that spend more than 30% are considered **cost-burdened**, more than 50%, are considered **severely cost-burdened**.

Average Annual Salaries



Teacher
\$51,100



Childcare
\$28,390



Firefighter
\$33,450

\$17.94 hour Housing Wage:

The hourly wage needed to afford a Fair Market Rent apartment.

\$933 monthly Fair Market Rent*:

An income of **\$37,320 per year** is needed to afford the Fair Market Rent.

**Fair Market Rents, regularly published by HUD, represent the cost to rent a moderately-priced dwelling unit in the local housing market. The above FMR is for a two-bedroom unit. Visit nchousing.org/county-fact-sheets for complete annual salary data.*

When Housing Costs Too Much

When housing costs become too much, a family can lose their home. This takes an incredible toll not only on a family, but also on the entire community.

Ranks

#33

for evictions among renter households.

(1 = highest and 100 = lowest)



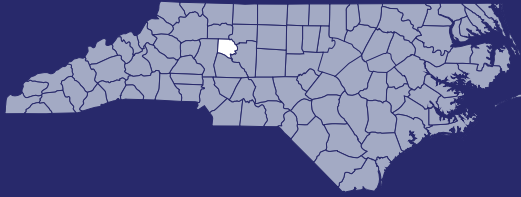
191 families faced a foreclosure this year...



1,517 families faced an eviction filing this year...

Join the movement:
nchousing.org

The mission of the North Carolina Housing Coalition is to lead a movement to ensure that every North Carolinian has a home in which to live in dignity and opportunity.



20%

of Davie County are **cost-burdened**.

3,236 households

Renters
who have difficulty affording their homes:



42%

927 households

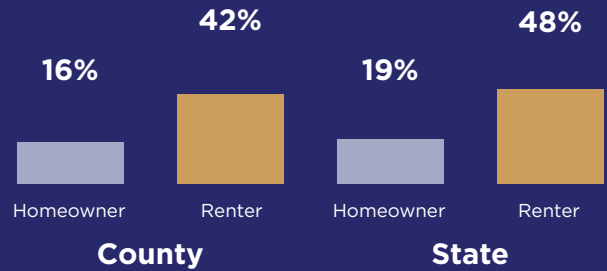
Homeowners
who have difficulty affording their homes:



16%

2,309 households

Homeowner/Renter Cost Burdened 2025



Families that spend more than 30% are considered **cost-burdened**, more than 50%, are considered **severely cost-burdened**.

Average Annual Salaries



Teacher
\$51,100



Childcare
\$28,390



Firefighter
\$33,450

\$22.37 hour Housing Wage:

The hourly wage needed to afford a Fair Market Rent apartment.

\$1,163 monthly Fair Market Rent*:

An income of **\$46,520 per year** is needed to afford the Fair Market Rent.

**Fair Market Rents, regularly published by HUD, represent the cost to rent a moderately-priced dwelling unit in the local housing market. The above FMR is for a two-bedroom unit. Visit nchousing.org/county-fact-sheets for complete annual salary data.*

When Housing Costs Too Much

When housing costs become too much, a family can lose their home. This takes an incredible toll not only on a family, but also on the entire community.

Ranks

#54

for evictions among renter households.

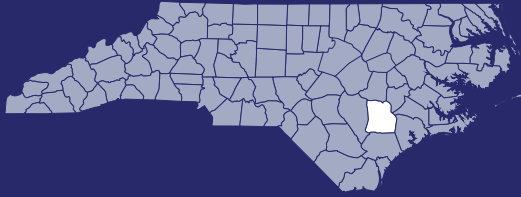
(1 = highest and 100 = lowest)



46 families faced a foreclosure this year...



155 families faced an eviction filing this year...



24%

of Duplin County are **cost-burdened**.

4506 households

Renters

who have difficulty affording their homes:



43%

2,209 households

Homeowners

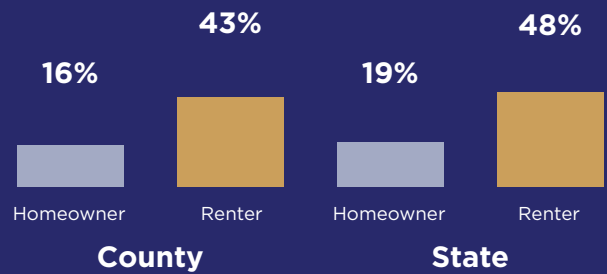
who have difficulty affording their homes:



16%

2,297 households

Homeowner/Renter Cost Burdened 2025



Families that spend more than 30% are considered **cost-burdened**, more than 50%, are considered **severely cost-burdened**.

Average Annual Salaries



Teacher
\$50,940



Childcare
\$27,960



Firefighter
\$35,640

\$18.77 hour Housing Wage:

The hourly wage needed to afford a Fair Market Rent apartment.

\$976 monthly Fair Market Rent*:

An income of **\$39,040 per year** is needed to afford the Fair Market Rent.

**Fair Market Rents, regularly published by HUD, represent the cost to rent a moderately-priced dwelling unit in the local housing market. The above FMR is for a two-bedroom unit. Visit nchousing.org/county-fact-sheets for complete annual salary data.*

When Housing Costs Too Much

When housing costs become too much, a family can lose their home. This takes an incredible toll not only on a family, but also on the entire community.

Ranks

#68

for evictions among renter households.

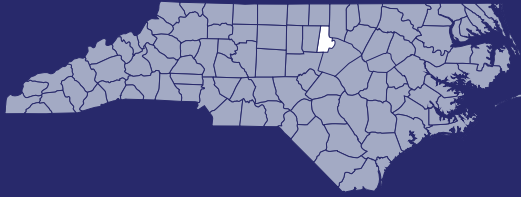
(1 = highest and 100 = lowest)



48 families faced a foreclosure this year...



263 families faced an eviction filing this year...



31%

of Durham County are **cost-burdened**.

41,318 households

Renters
who have difficulty affording their homes:



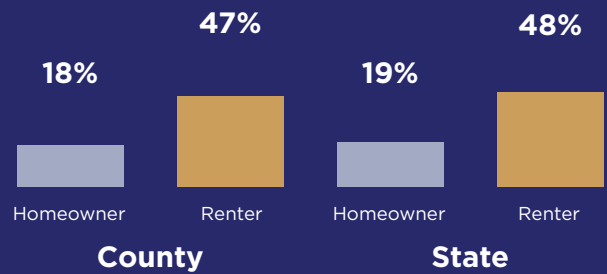
47%
27,700 households

Homeowners
who have difficulty affording their homes:



18%
13,618 households

Homeowner/Renter Cost Burdened 2025



Families that spend more than 30% are considered **cost-burdened**, more than 50%, are considered **severely cost-burdened**.

Average Annual Salaries



Teacher
\$51,740



Childcare
\$33,000



Firefighter
\$36,230

\$36.00 hour
Housing Wage:

The hourly wage needed to afford a Fair Market Rent apartment.

\$1,872 monthly
Fair Market Rent*:

An income of **\$74,880 per year** is needed to afford the Fair Market Rent.

**Fair Market Rents, regularly published by HUD, represent the cost to rent a moderately-priced dwelling unit in the local housing market. The above FMR is for a two-bedroom unit. Visit nchousing.org/county-fact-sheets for complete annual salary data.*

When Housing Costs Too Much

When housing costs become too much, a family can lose their home. This takes an incredible toll not only on a family, but also on the entire community.

Ranks

#18

for evictions among renter households.

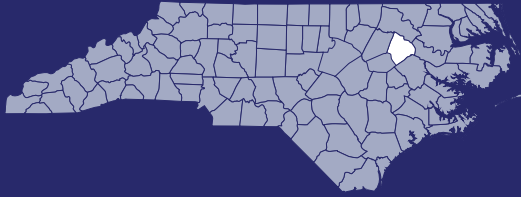
(1 = highest and 100 = lowest)



254 families faced a foreclosure this year...



6,918 families faced an eviction filing this year...



33%

of Edgecombe County are **cost-burdened**.

6,075 households

Renters
who have difficulty affording their homes:



49%

3,364 households

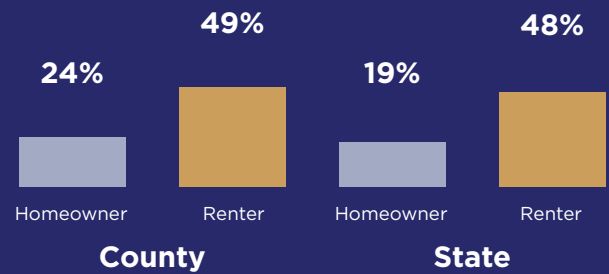
Homeowners
who have difficulty affording their homes:



24%

2,711 households

Homeowner/Renter Cost Burdened 2025



Families that spend more than 30% are considered **cost-burdened**, more than 50%, are considered **severely cost-burdened**.

Average Annual Salaries



Teacher
\$48,430



Childcare
\$26,890



Firefighter
\$42,160

\$20.62 hour Housing Wage:

The hourly wage needed to afford a Fair Market Rent apartment.

\$1,072 monthly Fair Market Rent*:

An income of **\$42,880 per year** is needed to afford the Fair Market Rent.

**Fair Market Rents, regularly published by HUD, represent the cost to rent a moderately-priced dwelling unit in the local housing market. The above FMR is for a two-bedroom unit. Visit nchousing.org/county-fact-sheets for complete annual salary data.*

When Housing Costs Too Much

When housing costs become too much, a family can lose their home. This takes an incredible toll not only on a family, but also on the entire community.

Ranks

#1

for evictions among renter households.

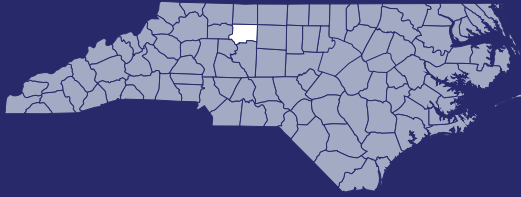
(1 = highest and 100 = lowest)



67 families faced a foreclosure this year...



2,829 families faced an eviction filing this year...



28%

of Forsyth County are **cost-burdened**.

43,140 households

Renters

who have difficulty affording their homes:



47%

25,340 households

Homeowners

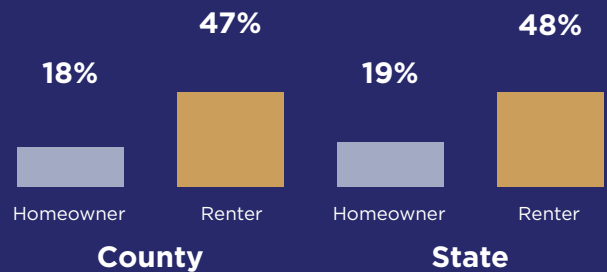
who have difficulty affording their homes:



18%

17,800 households

Homeowner/Renter Cost Burdened 2025



Families that spend more than 30% are considered **cost-burdened**, more than 50%, are considered **severely cost-burdened**.

Average Annual Salaries



Teacher
\$51,100



Childcare
\$28,390



Firefighter
\$33,450

\$22.37 hour Housing Wage:

The hourly wage needed to afford a Fair Market Rent apartment.

\$1,163 monthly Fair Market Rent*:

An income of **\$46,520 per year** is needed to afford the Fair Market Rent.

**Fair Market Rents, regularly published by HUD, represent the cost to rent a moderately-priced dwelling unit in the local housing market. The above FMR is for a two-bedroom unit. Visit nchousing.org/county-fact-sheets for complete annual salary data.*

When Housing Costs Too Much

When housing costs become too much, a family can lose their home. This takes an incredible toll not only on a family, but also on the entire community.

Ranks

#9

for evictions among renter households.

(1 = highest and 100 = lowest)



419 families faced a foreclosure this year...



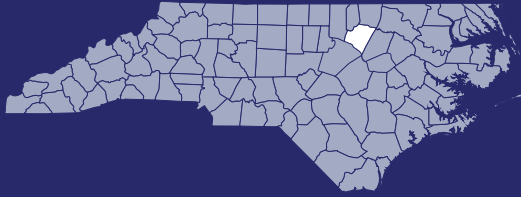
10,516 families faced an eviction filing this year...

DISASTER-IMPACTED COUNTY

The data in this profile does not fully represent post-flood housing conditions in the county, and the housing need is likely greater now than this data shows.

Join the movement:
nchousing.org

The mission of the North Carolina Housing Coalition is to lead a movement to ensure that every North Carolinian has a home in which to live in dignity and opportunity.



25%

of Forsyth County are **cost-burdened**.

6,600 households

Renters

who have difficulty affording their homes:



52%

2,593 households

Homeowners

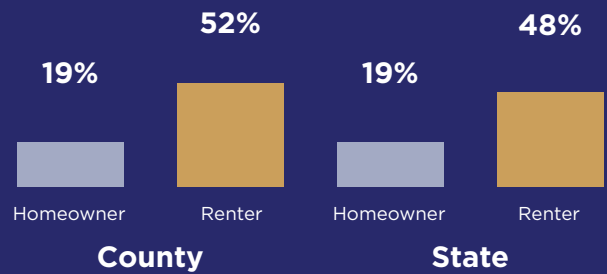
who have difficulty affording their homes:



19%

4,007 households

Homeowner/Renter Cost Burdened 2025



Families that spend more than 30% are considered **cost-burdened**, more than 50%, are considered **severely cost-burdened**.

Average Annual Salaries



Teacher
\$56,930



Childcare
\$29,590



Firefighter
\$40,230

\$33.90 hour Housing Wage:

The hourly wage needed to afford a Fair Market Rent apartment.

\$1,763 monthly Fair Market Rent*:

An income of **\$70,520 per year** is needed to afford the Fair Market Rent.

**Fair Market Rents, regularly published by HUD, represent the cost to rent a moderately-priced dwelling unit in the local housing market. The above FMR is for a two-bedroom unit. Visit nchousing.org/county-fact-sheets for complete annual salary data.*

When Housing Costs Too Much

When housing costs become too much, a family can lose their home. This takes an incredible toll not only on a family, but also on the entire community.

Ranks

#26

for evictions among renter households.

(1 = highest and 100 = lowest)

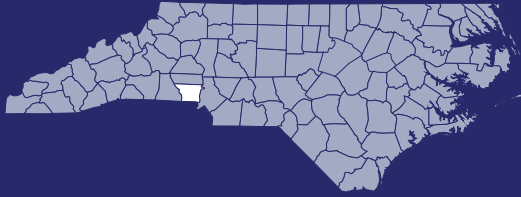


88 families faced a foreclosure this year...



573 families faced an eviction filing this year...

The 2025 Housing Need in Gaston County



29%

of Gaston County are **cost-burdened**.

26,199 households

Renters

who have difficulty affording their homes:



48%

14,273 households

Homeowners

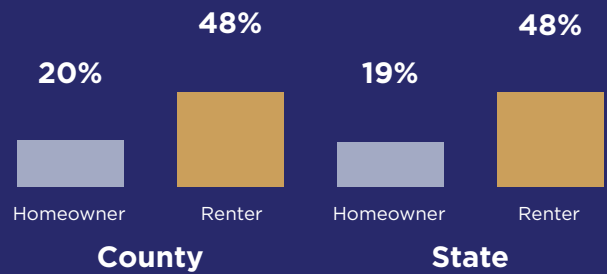
who have difficulty affording their homes:



20%

11,926 households

Homeowner/Renter Cost Burdened 2025



Families that spend more than 30% are considered **cost-burdened**, more than 50%, are considered **severely cost-burdened**.

Average Annual Salaries



Teacher
\$57,930



Childcare
\$29,370



Firefighter
\$36,180

\$35.08 hour Housing Wage:

The hourly wage needed to afford a Fair Market Rent apartment.

\$1,824 monthly Fair Market Rent*:

An income of **\$72,960 per year** is needed to afford the Fair Market Rent.

**Fair Market Rents, regularly published by HUD, represent the cost to rent a moderately-priced dwelling unit in the local housing market. The above FMR is for a two-bedroom unit. Visit nchousing.org/county-fact-sheets for complete annual salary data.*

When Housing Costs Too Much

When housing costs become too much, a family can lose their home. This takes an incredible toll not only on a family, but also on the entire community.

Ranks

#12

for evictions among renter households.

(1 = highest and 100 = lowest)



293 families faced a foreclosure this year...



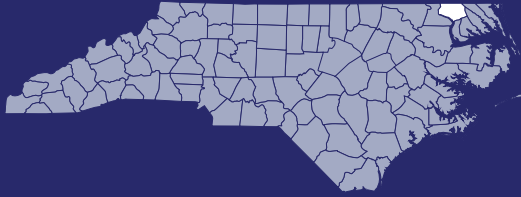
4,923 families faced an eviction filing this year...

DISASTER-IMPACTED COUNTY

The data in this profile does not fully represent post-flood housing conditions in the county, and the housing need is likely greater now than this data shows.

Join the movement:
nchousing.org

The mission of the North Carolina Housing Coalition is to lead a movement to ensure that every North Carolinian has a home in which to live in dignity and opportunity.



24% of Gates County are **cost-burdened**.

911 households

Renters who have difficulty affording their homes:



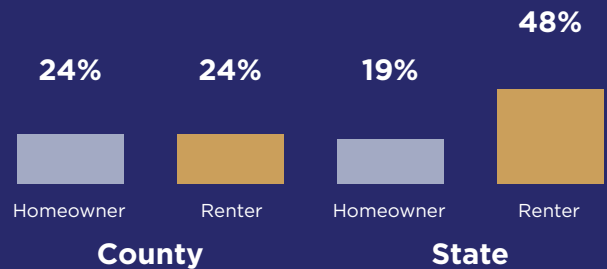
24%
112 households

Homeowners who have difficulty affording their homes:



24%
799 households

Homeowner/Renter Cost Burdened 2025



Families that spend more than 30% are considered **cost-burdened**, more than 50%, are considered **severely cost-burdened**.

Average Annual Salaries



Teacher
\$60,750



Childcare
\$28,000



Firefighter
\$58,280

\$23.65 hour
Housing Wage:

The hourly wage needed to afford a Fair Market Rent apartment.

\$1,230 monthly
Fair Market Rent*:

An income of **\$49,200 per year** is needed to afford the Fair Market Rent.

**Fair Market Rents, regularly published by HUD, represent the cost to rent a moderately-priced dwelling unit in the local housing market. The above FMR is for a two-bedroom unit. Visit nchousing.org/county-fact-sheets for complete annual salary data.*

When Housing Costs Too Much

When housing costs become too much, a family can lose their home. This takes an incredible toll not only on a family, but also on the entire community.

Ranks

#65

for evictions among renter households.

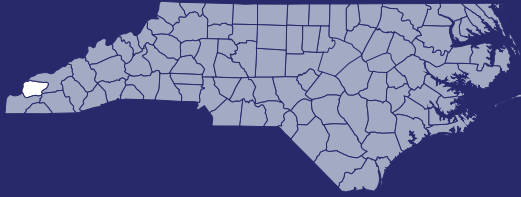
(1 = highest and 100 = lowest)



21 families faced a foreclosure this year...



34 families faced an eviction filing this year...



19%

of Graham County are **cost-burdened**.

606 households

Renters
who have difficulty affording their homes:



51%

248 households

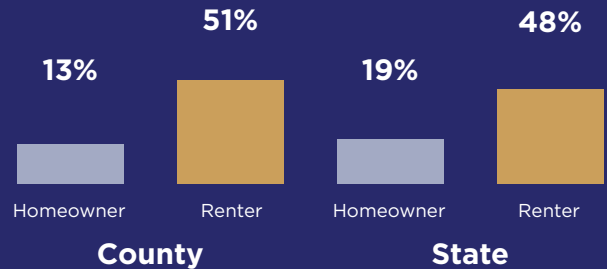
Homeowners
who have difficulty affording their homes:



13%

358 households

Homeowner/Renter Cost Burdened 2025



Families that spend more than 30% are considered **cost-burdened**, more than 50%, are considered **severely cost-burdened**.

Average Annual Salaries



Teacher
\$49,090



Childcare
\$27,970



Firefighter
\$30,540

\$17.88 hour Housing Wage:

The hourly wage needed to afford a Fair Market Rent apartment.

\$930 monthly Fair Market Rent*:

An income of **\$37,200 per year** is needed to afford the Fair Market Rent.

**Fair Market Rents, regularly published by HUD, represent the cost to rent a moderately-priced dwelling unit in the local housing market. The above FMR is for a two-bedroom unit. Visit nchousing.org/county-fact-sheets for complete annual salary data.*

When Housing Costs Too Much

When housing costs become too much, a family can lose their home. This takes an incredible toll not only on a family, but also on the entire community.

Ranks

#88

for evictions among renter households.

(1 = highest and 100 = lowest)



5 families faced a foreclosure this year...



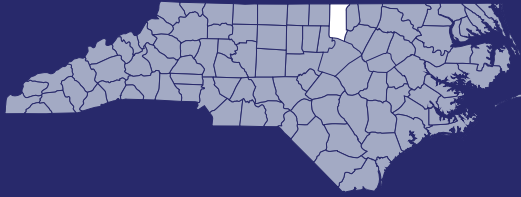
16 families faced an eviction filing this year...

DISASTER-IMPACTED COUNTY

The data in this profile does not fully represent post-flood housing conditions in the county, and the housing need is likely greater now than this data shows.

Join the movement:
nchousing.org

The mission of the North Carolina Housing Coalition is to lead a movement to ensure that every North Carolinian has a home in which to live in dignity and opportunity.



24%

of Granville County are **cost-burdened**.

5186 households

Renters

who have difficulty affording their homes:



47%

2,030 households

Homeowners

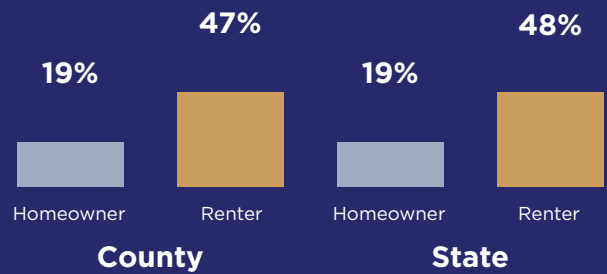
who have difficulty affording their homes:



19%

3,156 households

Homeowner/Renter Cost Burdened 2025



Families that spend more than 30% are considered **cost-burdened**, more than 50%, are considered **severely cost-burdened**.

Average Annual Salaries



Teacher
\$48,290



Childcare
\$27,960



Firefighter
\$30,530

\$25.63 hour Housing Wage:

The hourly wage needed to afford a Fair Market Rent apartment.

\$1,333 monthly Fair Market Rent*:

An income of **\$53,320 per year** is needed to afford the Fair Market Rent.

**Fair Market Rents, regularly published by HUD, represent the cost to rent a moderately-priced dwelling unit in the local housing market. The above FMR is for a two-bedroom unit. Visit nchousing.org/county-fact-sheets for complete annual salary data.*

When Housing Costs Too Much

When housing costs become too much, a family can lose their home. This takes an incredible toll not only on a family, but also on the entire community.

Ranks

#31

for evictions among renter households.

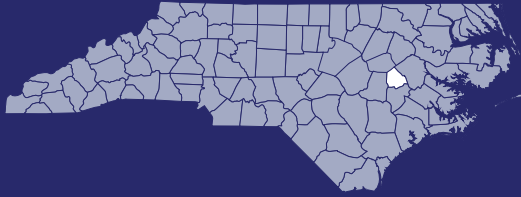
(1 = highest and 100 = lowest)



78 families faced a foreclosure this year...



443 families faced an eviction filing this year...



29%

of Greene County are **cost-burdened**.

1874 households

Renters

who have difficulty affording their homes:



43%

902 households

Homeowners

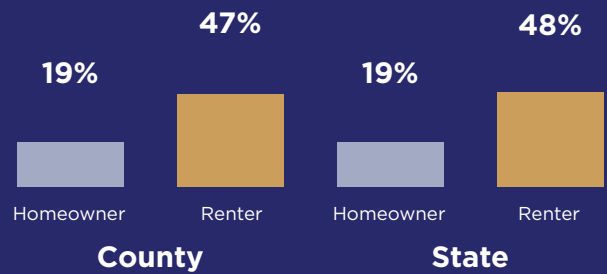
who have difficulty affording their homes:



22%

972 households

Homeowner/Renter Cost Burdened 2025



Families that spend more than 30% are considered **cost-burdened**, more than 50%, are considered **severely cost-burdened**.

Average Annual Salaries



Teacher
\$50,940



Childcare
\$27,960



Firefighter
\$35,640

\$17.88 hour Housing Wage:

The hourly wage needed to afford a Fair Market Rent apartment.

\$930 monthly Fair Market Rent*:

An income of **\$37,200 per year** is needed to afford the Fair Market Rent.

**Fair Market Rents, regularly published by HUD, represent the cost to rent a moderately-priced dwelling unit in the local housing market. The above FMR is for a two-bedroom unit. Visit nchousing.org/county-fact-sheets for complete annual salary data.*

When Housing Costs Too Much

When housing costs become too much, a family can lose their home. This takes an incredible toll not only on a family, but also on the entire community.

Ranks

#66

for evictions among renter households.

(1 = highest and 100 = lowest)



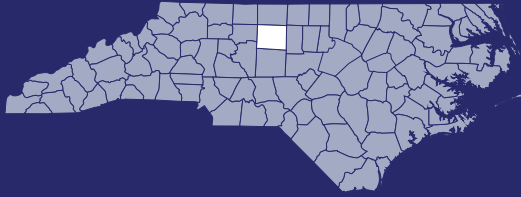
24 families faced a foreclosure this year...



106 families faced an eviction filing this year...

Join the movement:
nchousing.org

The mission of the North Carolina Housing Coalition is to lead a movement to ensure that every North Carolinian has a home in which to live in dignity and opportunity.



31%

of Guilford County are **cost-burdened**.

65,634 households

Renters
who have difficulty affording their homes:



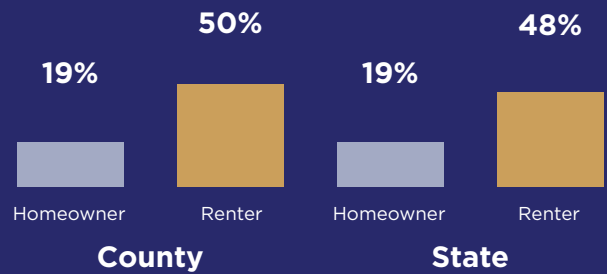
50%
40,741 households

Homeowners
who have difficulty affording their homes:



19%
24,893 households

Homeowner/Renter Cost Burdened 2025



Families that spend more than 30% are considered **cost-burdened**, more than 50%, are considered **severely cost-burdened**.

Average Annual Salaries



Teacher
\$50,500



Childcare
\$28,710



Firefighter
\$41,220

\$22.12 hour
Housing Wage:

The hourly wage needed to afford a Fair Market Rent apartment.

\$1,150 monthly
Fair Market Rent*:

An income of **\$46,000 per year** is needed to afford the Fair Market Rent.

**Fair Market Rents, regularly published by HUD, represent the cost to rent a moderately-priced dwelling unit in the local housing market. The above FMR is for a two-bedroom unit. Visit nchousing.org/county-fact-sheets for complete annual salary data.*

When Housing Costs Too Much

When housing costs become too much, a family can lose their home. This takes an incredible toll not only on a family, but also on the entire community.

Ranks

#7

for evictions among renter households.

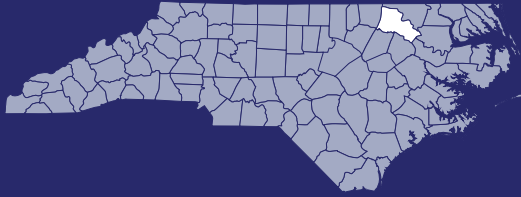
(1 = highest and 100 = lowest)



708 families faced a foreclosure this year...



16,342 families faced an eviction filing this year...



34%

of Halifax County are **cost-burdened**.

6,554 households

Renters

who have difficulty affording their homes:



52%

3,311 households

Homeowners

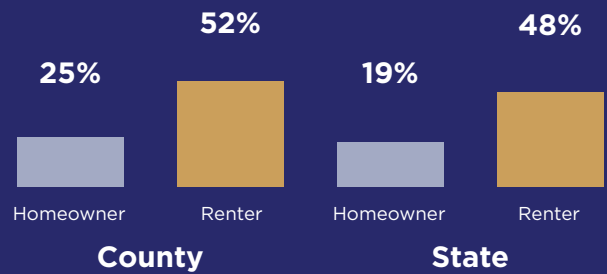
who have difficulty affording their homes:



25%

3,243 households

Homeowner/Renter Cost Burdened 2025



Families that spend more than 30% are considered **cost-burdened**, more than 50%, are considered **severely cost-burdened**.

Average Annual Salaries



Teacher
\$49,420



Childcare
\$27,870



Firefighter
\$34,890

\$17.88 hour Housing Wage:

The hourly wage needed to afford a Fair Market Rent apartment.

\$930 monthly Fair Market Rent*:

An income of **\$37,200 per year** is needed to afford the Fair Market Rent.

**Fair Market Rents, regularly published by HUD, represent the cost to rent a moderately-priced dwelling unit in the local housing market. The above FMR is for a two-bedroom unit. Visit [nchousing.org/county-fact-sheets](https://www.nchousing.org/county-fact-sheets) for complete annual salary data.*

When Housing Costs Too Much

When housing costs become too much, a family can lose their home. This takes an incredible toll not only on a family, but also on the entire community.

Ranks

#38

for evictions among renter households.

(1 = highest and 100 = lowest)



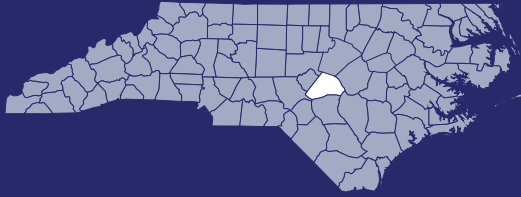
52 families faced a foreclosure this year...



554 families faced an eviction filing this year...

Join the movement:
[nchousing.org](https://www.nchousing.org)

The mission of the North Carolina Housing Coalition is to lead a movement to ensure that every North Carolinian has a home in which to live in dignity and opportunity.



27%

of Harnett County are **cost-burdened**.

12,810 households

Renters

who have difficulty affording their homes:



42%

5,626 households

Homeowners

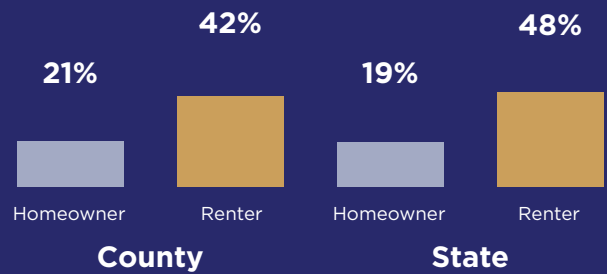
who have difficulty affording their homes:



21%

7,184 households

Homeowner/Renter Cost Burdened 2025



Families that spend more than 30% are considered **cost-burdened**, more than 50%, are considered **severely cost-burdened**.

Average Annual Salaries



Teacher
\$50,940



Childcare
\$27,960



Firefighter
\$35,640

\$20.08 hour Housing Wage:

The hourly wage needed to afford a Fair Market Rent apartment.

\$1,044 monthly Fair Market Rent*:

An income of **\$41,760 per year** is needed to afford the Fair Market Rent.

**Fair Market Rents, regularly published by HUD, represent the cost to rent a moderately-priced dwelling unit in the local housing market. The above FMR is for a two-bedroom unit. Visit nchousing.org/county-fact-sheets for complete annual salary data.*

When Housing Costs Too Much

When housing costs become too much, a family can lose their home. This takes an incredible toll not only on a family, but also on the entire community.

Ranks

#49

for evictions among renter households.

(1 = highest and 100 = lowest)



177 families faced a foreclosure this year...

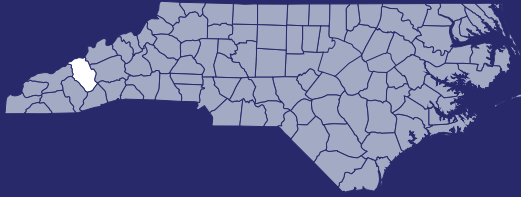


957 families faced an eviction filing this year...

Join the movement:
nchousing.org

The mission of the North Carolina Housing Coalition is to lead a movement to ensure that every North Carolinian has a home in which to live in dignity and opportunity.

The 2025 Housing Need in Haywood County



26%

of Haywood County are **cost-burdened**.

6,500 households

Renters

who have difficulty affording their homes:



50%

2,697 households

Homeowners

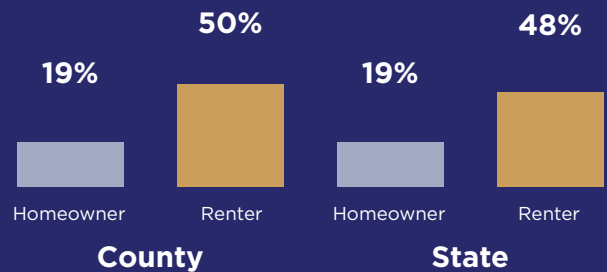
who have difficulty affording their homes:



19%

3,803 households

Homeowner/Renter Cost Burdened 2025



Families that spend more than 30% are considered **cost-burdened**, more than 50%, are considered **severely cost-burdened**.

Average Annual Salaries



Teacher
\$49,140



Childcare
\$31,010



Firefighter
\$34,340

\$23.52 hour Housing Wage:

The hourly wage needed to afford a Fair Market Rent apartment.

\$1,223 monthly Fair Market Rent*:

An income of **\$48,920 per year** is needed to afford the Fair Market Rent.

**Fair Market Rents, regularly published by HUD, represent the cost to rent a moderately-priced dwelling unit in the local housing market. The above FMR is for a two-bedroom unit. Visit nchousing.org/county-fact-sheets for complete annual salary data.*

When Housing Costs Too Much

When housing costs become too much, a family can lose their home. This takes an incredible toll not only on a family, but also on the entire community.

Ranks

#71

for evictions among renter households.

(1 = highest and 100 = lowest)



65 families faced a foreclosure this year...



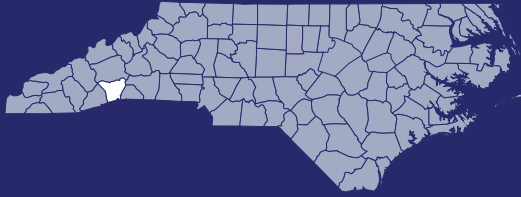
275 families faced an eviction filing this year...

DISASTER-IMPACTED COUNTY

The data in this profile does not fully represent post-flood housing conditions in the county, and the housing need is likely greater now than this data shows.

Join the movement:
nchousing.org

The mission of the North Carolina Housing Coalition is to lead a movement to ensure that every North Carolinian has a home in which to live in dignity and opportunity.



26%

of Henderson County are **cost-burdened**.

12,900 households

Renters

who have difficulty affording their homes:



48%

5,611 households

Homeowners

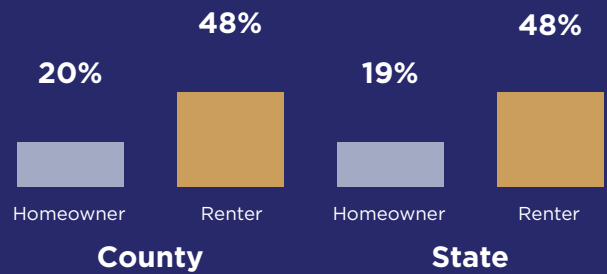
who have difficulty affording their homes:



20%

7,289 households

Homeowner/Renter Cost Burdened 2025



Families that spend more than 30% are considered **cost-burdened**, more than 50%, are considered **severely cost-burdened**.

Average Annual Salaries



Teacher
\$49,140



Childcare
\$31,010



Firefighter
\$34,340

\$29.08 hour Housing Wage:

The hourly wage needed to afford a Fair Market Rent apartment.

\$1,512 monthly Fair Market Rent*:

An income of **\$60,480 per year** is needed to afford the Fair Market Rent.

**Fair Market Rents, regularly published by HUD, represent the cost to rent a moderately-priced dwelling unit in the local housing market. The above FMR is for a two-bedroom unit. Visit nchousing.org/county-fact-sheets for complete annual salary data.*

When Housing Costs Too Much

When housing costs become too much, a family can lose their home. This takes an incredible toll not only on a family, but also on the entire community.

Ranks

#64

for evictions among renter households.

(1 = highest and 100 = lowest)



87 families faced a foreclosure this year...



598 families faced an eviction filing this year...

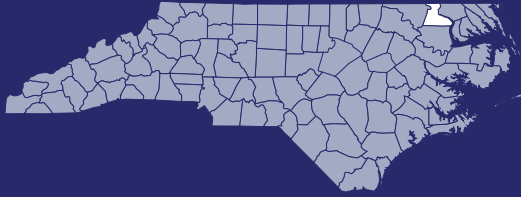
DISASTER-IMPACTED COUNTY

The data in this profile does not fully represent post-flood housing conditions in the county, and the housing need is likely greater now than this data shows.

Join the movement:
nchousing.org

The mission of the North Carolina Housing Coalition is to lead a movement to ensure that every North Carolinian has a home in which to live in dignity and opportunity.

The 2025 Housing Need in Hertford County



33%

of Hertford County are **cost-burdened**.

2,617 households

Renters

who have difficulty affording their homes:



56%

1,369 households

Homeowners

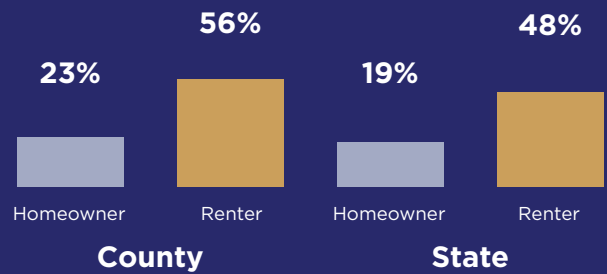
who have difficulty affording their homes:



23%

1,248 households

Homeowner/Renter Cost Burdened 2025



Families that spend more than 30% are considered **cost-burdened**, more than 50%, are considered **severely cost-burdened**.

Average Annual Salaries



Teacher
\$49,420



Childcare
\$27,870



Firefighter
\$34,890

\$19.13 hour Housing Wage:

The hourly wage needed to afford a Fair Market Rent apartment.

\$995 monthly Fair Market Rent*:

An income of **\$39,800 per year** is needed to afford the Fair Market Rent.

**Fair Market Rents, regularly published by HUD, represent the cost to rent a moderately-priced dwelling unit in the local housing market. The above FMR is for a two-bedroom unit. Visit nchousing.org/county-fact-sheets for complete annual salary data.*

When Housing Costs Too Much

When housing costs become too much, a family can lose their home. This takes an incredible toll not only on a family, but also on the entire community.

Ranks

#56

for evictions among renter households.

(1 = highest and 100 = lowest)



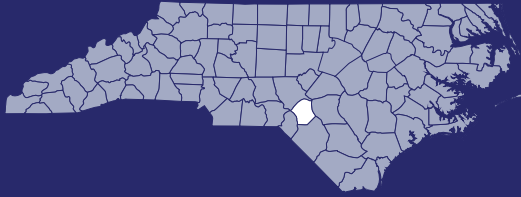
29 families faced a foreclosure this year...



152 families faced an eviction filing this year...

Join the movement:
nchousing.org

The mission of the North Carolina Housing Coalition is to lead a movement to ensure that every North Carolinian has a home in which to live in dignity and opportunity.



30%

of Hoke County are **cost-burdened**.

5,303 households

Renters

who have difficulty affording their homes:



50%

2,235 households

Homeowners

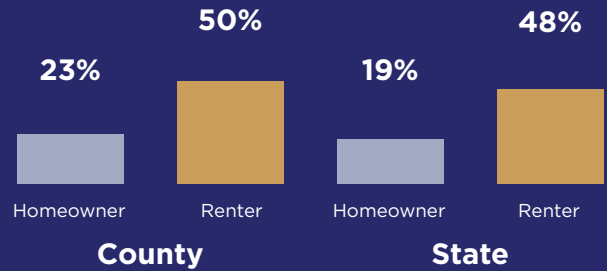
who have difficulty affording their homes:



23%

3,068 households

Homeowner/Renter Cost Burdened 2025



Families that spend more than 30% are considered **cost-burdened**, more than 50%, are considered **severely cost-burdened**.

Average Annual Salaries



Teacher
\$46,750



Childcare
\$27,100



Firefighter
\$41,280

\$18.96 hour Housing Wage:

The hourly wage needed to afford a Fair Market Rent apartment.

\$986 monthly Fair Market Rent*:

An income of **\$39,440 per year** is needed to afford the Fair Market Rent.

**Fair Market Rents, regularly published by HUD, represent the cost to rent a moderately-priced dwelling unit in the local housing market. The above FMR is for a two-bedroom unit. Visit nchousing.org/county-fact-sheets for complete annual salary data.*

When Housing Costs Too Much

When housing costs become too much, a family can lose their home. This takes an incredible toll not only on a family, but also on the entire community.

Ranks

#29

for evictions among renter households.

(1 = highest and 100 = lowest)



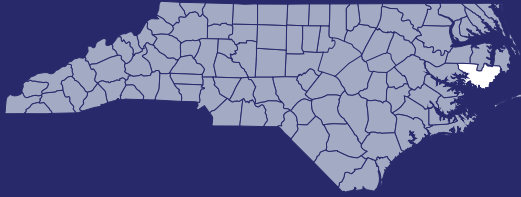
76 families faced a foreclosure this year...



494 families faced an eviction filing this year...

Join the movement:
nchousing.org

The mission of the North Carolina Housing Coalition is to lead a movement to ensure that every North Carolinian has a home in which to live in dignity and opportunity.



41%

of Hyde County are **cost-burdened**.

778 households

Renters
who have difficulty affording their homes:



72%

311 households

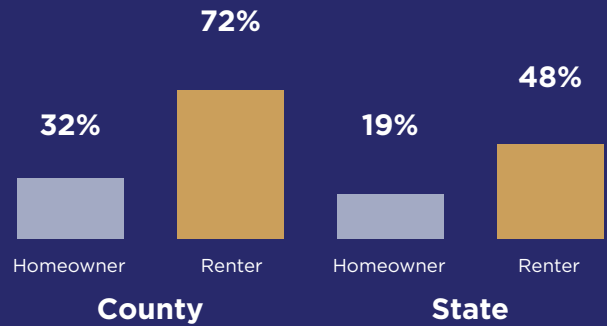
Homeowners
who have difficulty affording their homes:



32%

467 households

Homeowner/Renter Cost Burdened 2025



Families that spend more than 30% are considered **cost-burdened**, more than 50%, are considered **severely cost-burdened**.

Average Annual Salaries



Teacher
\$49,420



Childcare
\$27,870



Firefighter
\$34,890

\$18.38 hour Housing Wage:

The hourly wage needed to afford a Fair Market Rent apartment.

\$956 monthly Fair Market Rent*:

An income of **\$38,240 per year** is needed to afford the Fair Market Rent.

**Fair Market Rents, regularly published by HUD, represent the cost to rent a moderately-priced dwelling unit in the local housing market. The above FMR is for a two-bedroom unit. Visit nchousing.org/county-fact-sheets for complete annual salary data.*

When Housing Costs Too Much

When housing costs become too much, a family can lose their home. This takes an incredible toll not only on a family, but also on the entire community.

Ranks

#77

for evictions among renter households.

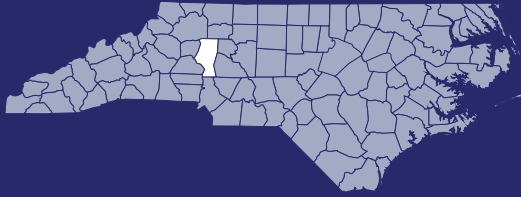
(1 = highest and 100 = lowest)



6 families faced a foreclosure this year...



21 families faced an eviction filing this year...



24%

of Iredell County are **cost-burdened**.

16,769 households

Renters

who have difficulty affording their homes:



42%

7,941 households

Homeowners

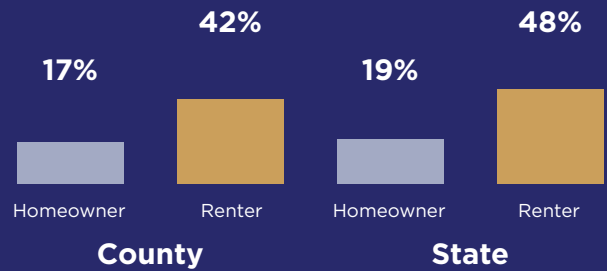
who have difficulty affording their homes:



17%

8,828 households

Homeowner/Renter Cost Burdened 2025



Families that spend more than 30% are considered **cost-burdened**, more than 50%, are considered **severely cost-burdened**.

Average Annual Salaries



Teacher
\$57,930



Childcare
\$29,370



Firefighter
\$36,180

\$26.67 hour Housing Wage:

The hourly wage needed to afford a Fair Market Rent apartment.

\$1,387 monthly Fair Market Rent*:

An income of **\$55,480 per year** is needed to afford the Fair Market Rent.

**Fair Market Rents, regularly published by HUD, represent the cost to rent a moderately-priced dwelling unit in the local housing market. The above FMR is for a two-bedroom unit. Visit nchousing.org/county-fact-sheets for complete annual salary data.*

When Housing Costs Too Much

When housing costs become too much, a family can lose their home. This takes an incredible toll not only on a family, but also on the entire community.

Ranks

#17

for evictions among renter households.

(1 = highest and 100 = lowest)



201 families faced a foreclosure this year...



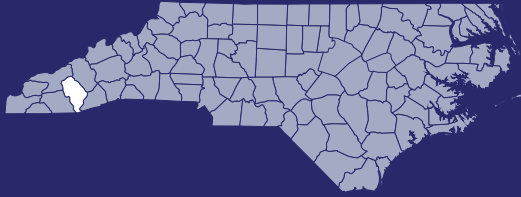
2,466 families faced an eviction filing this year...

DISASTER-IMPACTED COUNTY

The data in this profile does not fully represent post-flood housing conditions in the county, and the housing need is likely greater now than this data shows.

Join the movement:
nchousing.org

The mission of the North Carolina Housing Coalition is to lead a movement to ensure that every North Carolinian has a home in which to live in dignity and opportunity.



23%

of Jackson County are **cost-burdened**.

3,919 households

Renters

who have difficulty affording their homes:



46%

2,613 households

Homeowners

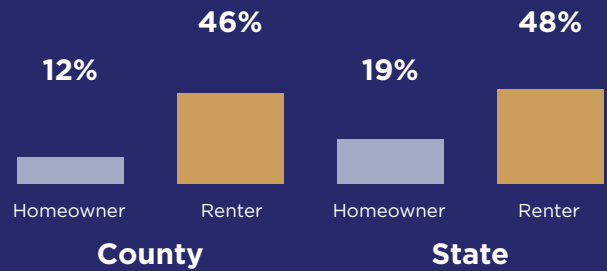
who have difficulty affording their homes:



12%

1,306 households

Homeowner/Renter Cost Burdened 2025



Families that spend more than 30% are considered **cost-burdened**, more than 50%, are considered **severely cost-burdened**.

Average Annual Salaries



Teacher
\$49,090



Childcare
\$27,970



Firefighter
\$30,540

\$18.48 hour Housing Wage:

The hourly wage needed to afford a Fair Market Rent apartment.

\$961 monthly Fair Market Rent*:

An income of **\$38,440 per year** is needed to afford the Fair Market Rent.

**Fair Market Rents, regularly published by HUD, represent the cost to rent a moderately-priced dwelling unit in the local housing market. The above FMR is for a two-bedroom unit. Visit nchousing.org/county-fact-sheets for complete annual salary data.*

When Housing Costs Too Much

When housing costs become too much, a family can lose their home. This takes an incredible toll not only on a family, but also on the entire community.

Ranks

#82

for evictions among renter households.

(1 = highest and 100 = lowest)



231 families faced a foreclosure this year...



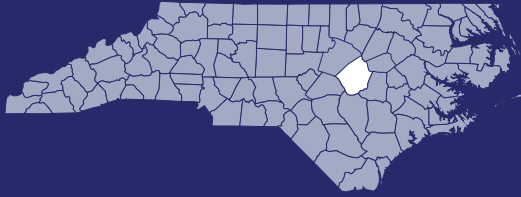
202 families faced an eviction filing this year...

DISASTER-IMPACTED COUNTY

The data in this profile does not fully represent post-flood housing conditions in the county, and the housing need is likely greater now than this data shows.

Join the movement:
nchousing.org

The mission of the North Carolina Housing Coalition is to lead a movement to ensure that every North Carolinian has a home in which to live in dignity and opportunity.



24%

of Johnston County are **cost-burdened**.

19,472 households

Renters

who have difficulty affording their homes:



47%

7,943 households

Homeowners

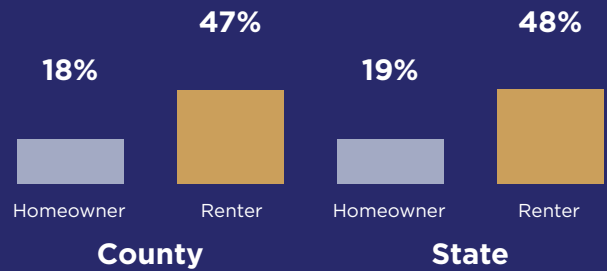
who have difficulty affording their homes:



18%

11,529 households

Homeowner/Renter Cost Burdened 2025



Families that spend more than 30% are considered **cost-burdened**, more than 50%, are considered **severely cost-burdened**.

Average Annual Salaries



Teacher
\$56,930



Childcare
\$29,590



Firefighter
\$40,230

\$33.90 hour Housing Wage:

The hourly wage needed to afford a Fair Market Rent apartment.

\$1,763 monthly Fair Market Rent*:

An income of **\$70,520 per year** is needed to afford the Fair Market Rent.

**Fair Market Rents, regularly published by HUD, represent the cost to rent a moderately-priced dwelling unit in the local housing market. The above FMR is for a two-bedroom unit. Visit nchousing.org/county-fact-sheets for complete annual salary data.*

When Housing Costs Too Much

When housing costs become too much, a family can lose their home. This takes an incredible toll not only on a family, but also on the entire community.

Ranks

#24

for evictions among renter households.

(1 = highest and 100 = lowest)



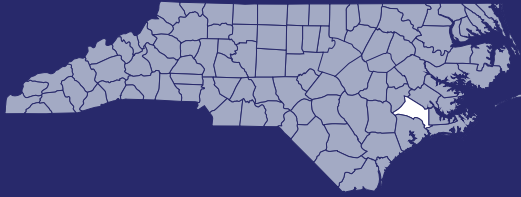
314 families faced a foreclosure this year...



1,901 families faced an eviction filing this year...

Join the movement:
nchousing.org

The mission of the North Carolina Housing Coalition is to lead a movement to ensure that every North Carolinian has a home in which to live in dignity and opportunity.



28%

of Jones County are **cost-burdened**.

1,026 households

Renters
who have difficulty affording their homes:



50%

351 households

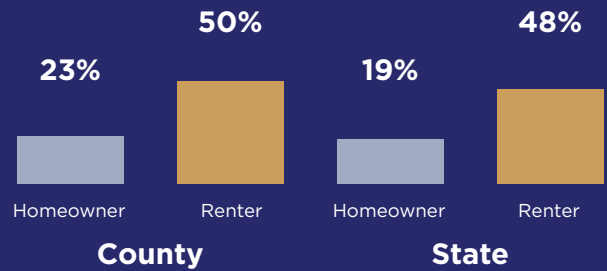
Homeowners
who have difficulty affording their homes:



23%

675 households

Homeowner/Renter Cost Burdened 2025



Families that spend more than 30% are considered **cost-burdened**, more than 50%, are considered **severely cost-burdened**.

Average Annual Salaries



Teacher
\$48,100



Childcare
\$25,700



Firefighter
\$40,620

\$17.88 hour Housing Wage:

The hourly wage needed to afford a Fair Market Rent apartment.

\$930 monthly Fair Market Rent*:

An income of **\$37,200 per year** is needed to afford the Fair Market Rent.

**Fair Market Rents, regularly published by HUD, represent the cost to rent a moderately-priced dwelling unit in the local housing market. The above FMR is for a two-bedroom unit. Visit nchousing.org/county-fact-sheets for complete annual salary data.*

When Housing Costs Too Much

When housing costs become too much, a family can lose their home. This takes an incredible toll not only on a family, but also on the entire community.

Ranks

#84

for evictions among renter households.

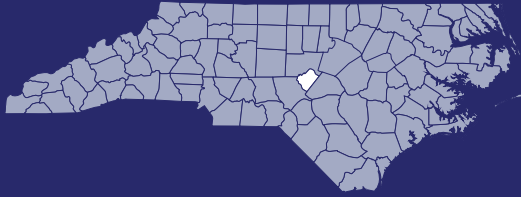
(1 = highest and 100 = lowest)



9 families faced a foreclosure this year...



28 families faced an eviction filing this year...



28%

of Lee County are **cost-burdened**.

6,590 households

Renters

who have difficulty affording their homes:



45%

3,431 households

Homeowners

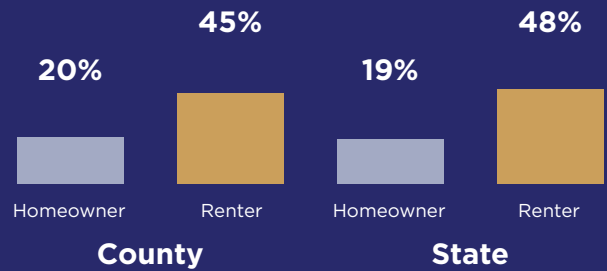
who have difficulty affording their homes:



20%

3,159 households

Homeowner/Renter Cost Burdened 2025



Families that spend more than 30% are considered **cost-burdened**, more than 50%, are considered **severely cost-burdened**.

Average Annual Salaries



Teacher
\$48,290



Childcare
\$27,960



Firefighter
\$30,530

\$22.54 hour Housing Wage:

The hourly wage needed to afford a Fair Market Rent apartment.

\$1,172 monthly Fair Market Rent*:

An income of **\$46,880 per year** is needed to afford the Fair Market Rent.

**Fair Market Rents, regularly published by HUD, represent the cost to rent a moderately-priced dwelling unit in the local housing market. The above FMR is for a two-bedroom unit. Visit nchousing.org/county-fact-sheets for complete annual salary data.*

When Housing Costs Too Much

When housing costs become too much, a family can lose their home. This takes an incredible toll not only on a family, but also on the entire community.

Ranks

#41

for evictions among renter households.

(1 = highest and 100 = lowest)



60 families faced a foreclosure this year...



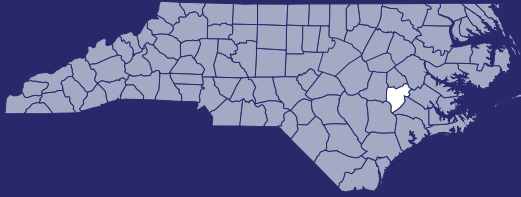
596 families faced an eviction filing this year...

DISASTER-IMPACTED COUNTY

The data in this profile does not fully represent post-flood housing conditions in the county, and the housing need is likely greater now than this data shows.

Join the movement:
nchousing.org

The mission of the North Carolina Housing Coalition is to lead a movement to ensure that every North Carolinian has a home in which to live in dignity and opportunity.



31%

of Lenoir County are **cost-burdened**.

6,681 households

Renters

who have difficulty affording their homes:



43%

3,520 households

Homeowners

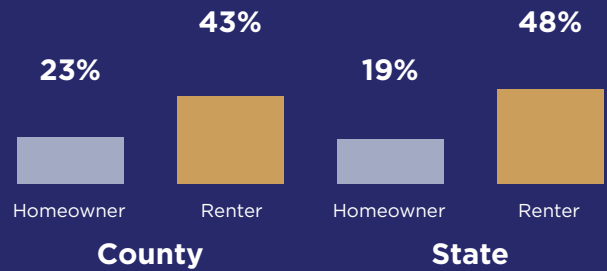
who have difficulty affording their homes:



23%

3,161 households

Homeowner/Renter Cost Burdened 2025



Families that spend more than 30% are considered **cost-burdened**, more than 50%, are considered **severely cost-burdened**.

Average Annual Salaries



Teacher
\$50,940



Childcare
\$27,960



Firefighter
\$35,640

\$17.88 hour Housing Wage:

The hourly wage needed to afford a Fair Market Rent apartment.

\$930 monthly Fair Market Rent*:

An income of **\$37,200 per year** is needed to afford the Fair Market Rent.

**Fair Market Rents, regularly published by HUD, represent the cost to rent a moderately-priced dwelling unit in the local housing market. The above FMR is for a two-bedroom unit. Visit nchousing.org/county-fact-sheets for complete annual salary data.*

When Housing Costs Too Much

When housing costs become too much, a family can lose their home. This takes an incredible toll not only on a family, but also on the entire community.

Ranks

#11

for evictions among renter households.

(1 = highest and 100 = lowest)



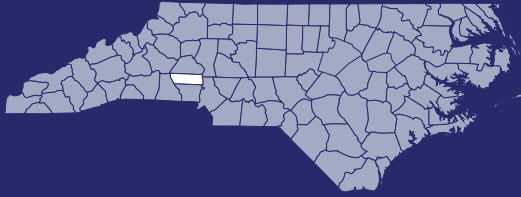
57 families faced a foreclosure this year...



1,475 families faced an eviction filing this year...

Join the movement:
nchousing.org

The mission of the North Carolina Housing Coalition is to lead a movement to ensure that every North Carolinian has a home in which to live in dignity and opportunity.



21%

of Lincoln County are **cost-burdened**.

7,336 households

Renters

who have difficulty affording their homes:



42%

2,899 households

Homeowners

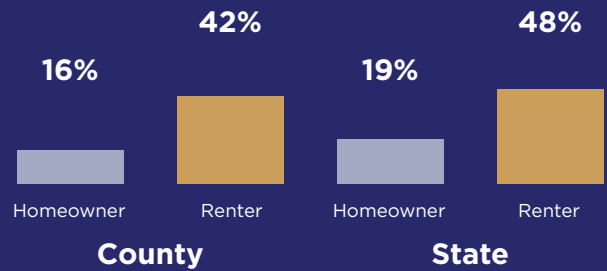
who have difficulty affording their homes:



16%

4,437 households

Homeowner/Renter Cost Burdened 2025



Families that spend more than 30% are considered **cost-burdened**, more than 50%, are considered **severely cost-burdened**.

Average Annual Salaries



Teacher
\$57,930



Childcare
\$29,370



Firefighter
\$36,180

\$22.52 hour Housing Wage:

The hourly wage needed to afford a Fair Market Rent apartment.

\$1,171 monthly Fair Market Rent*:

An income of **\$46,840 per year** is needed to afford the Fair Market Rent.

**Fair Market Rents, regularly published by HUD, represent the cost to rent a moderately-priced dwelling unit in the local housing market. The above FMR is for a two-bedroom unit. Visit nchousing.org/county-fact-sheets for complete annual salary data.*

When Housing Costs Too Much

When housing costs become too much, a family can lose their home. This takes an incredible toll not only on a family, but also on the entire community.

Ranks

#34

for evictions among renter households.

(1 = highest and 100 = lowest)



79 families faced a foreclosure this year...



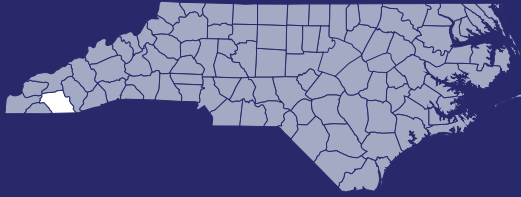
633 families faced an eviction filing this year...

DISASTER-IMPACTED COUNTY

The data in this profile does not fully represent post-flood housing conditions in the county, and the housing need is likely greater now than this data shows.

Join the movement:
nchousing.org

The mission of the North Carolina Housing Coalition is to lead a movement to ensure that every North Carolinian has a home in which to live in dignity and opportunity.



23%

of Macon County are **cost-burdened**.

4,110 households

Renters

who have difficulty affording their homes:



47%

1,913 households

Homeowners

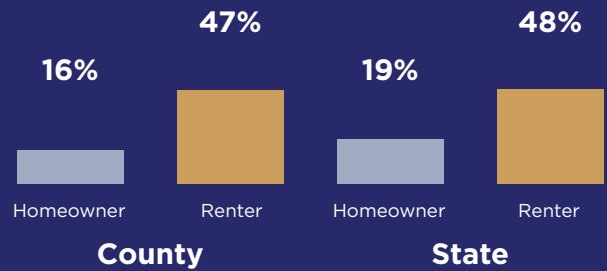
who have difficulty affording their homes:



16%

2,197 households

Homeowner/Renter Cost Burdened 2025



Families that spend more than 30% are considered **cost-burdened**, more than 50%, are considered **severely cost-burdened**.

Average Annual Salaries



Teacher
\$49,090



Childcare
\$27,970



Firefighter
\$30,540

\$19.65 hour Housing Wage:

The hourly wage needed to afford a Fair Market Rent apartment.

\$1,022 monthly Fair Market Rent*:

An income of **\$40,880 per year** is needed to afford the Fair Market Rent.

**Fair Market Rents, regularly published by HUD, represent the cost to rent a moderately-priced dwelling unit in the local housing market. The above FMR is for a two-bedroom unit. Visit nchousing.org/county-fact-sheets for complete annual salary data.*

When Housing Costs Too Much

When housing costs become too much, a family can lose their home. This takes an incredible toll not only on a family, but also on the entire community.

Ranks

#98

for evictions among renter households.

(1 = highest and 100 = lowest)



39 families faced a foreclosure this year...



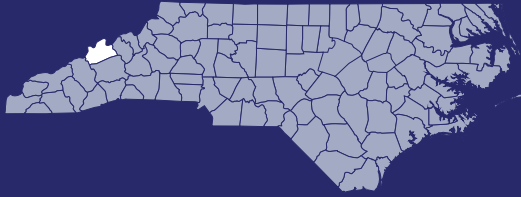
80 families faced an eviction filing this year...

DISASTER-IMPACTED COUNTY

The data in this profile does not fully represent post-flood housing conditions in the county, and the housing need is likely greater now than this data shows.

Join the movement:
nchousing.org

The mission of the North Carolina Housing Coalition is to lead a movement to ensure that every North Carolinian has a home in which to live in dignity and opportunity.



19%

of Madison County are **cost-burdened**.

1,955 households

Renters

who have difficulty affording their homes:



15%

587 households

Homeowners

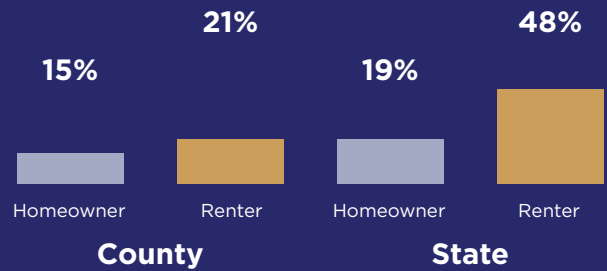
who have difficulty affording their homes:



21%

1,368 households

Homeowner/Renter Cost Burdened 2025



Families that spend more than 30% are considered **cost-burdened**, more than 50%, are considered **severely cost-burdened**.

Average Annual Salaries



Teacher
\$49,140



Childcare
\$31,010



Firefighter
\$34,340

\$29.08 hour Housing Wage:

The hourly wage needed to afford a Fair Market Rent apartment.

\$1,512 monthly Fair Market Rent*:

An income of **\$60,480 per year** is needed to afford the Fair Market Rent.

**Fair Market Rents, regularly published by HUD, represent the cost to rent a moderately-priced dwelling unit in the local housing market. The above FMR is for a two-bedroom unit. Visit nchousing.org/county-fact-sheets for complete annual salary data.*

When Housing Costs Too Much

When housing costs become too much, a family can lose their home. This takes an incredible toll not only on a family, but also on the entire community.

Ranks

#90

for evictions among renter households.

(1 = highest and 100 = lowest)



20 families faced a foreclosure this year...



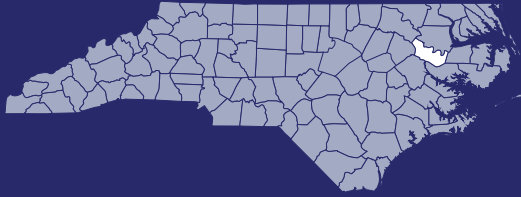
46 families faced an eviction filing this year...

DISASTER-IMPACTED COUNTY

The data in this profile does not fully represent post-flood housing conditions in the county, and the housing need is likely greater now than this data shows.

Join the movement:
nchousing.org

The mission of the North Carolina Housing Coalition is to lead a movement to ensure that every North Carolinian has a home in which to live in dignity and opportunity.



34%

of Martin County are **cost-burdened**.

2,639 households

Renters

who have difficulty affording their homes:



82%

1,108 households

Homeowners

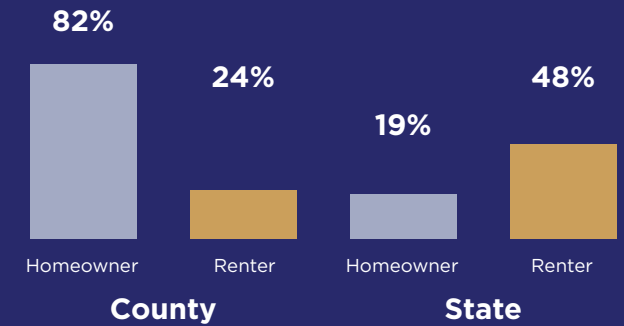
who have difficulty affording their homes:



24%

1,531 households

Homeowner/Renter Cost Burdened 2025



Families that spend more than 30% are considered **cost-burdened**, more than 50%, are considered **severely cost-burdened**.

Average Annual Salaries



Teacher
\$49,420



Childcare
\$27,870



Firefighter
\$34,890

\$17.88 hour Housing Wage:

The hourly wage needed to afford a Fair Market Rent apartment.

\$930 monthly Fair Market Rent*:

An income of **\$37,200 per year** is needed to afford the Fair Market Rent.

**Fair Market Rents, regularly published by HUD, represent the cost to rent a moderately-priced dwelling unit in the local housing market. The above FMR is for a two-bedroom unit. Visit nchousing.org/county-fact-sheets for complete annual salary data.*

When Housing Costs Too Much

When housing costs become too much, a family can lose their home. This takes an incredible toll not only on a family, but also on the entire community.

Ranks

#42

for evictions among renter households.

(1 = highest and 100 = lowest)



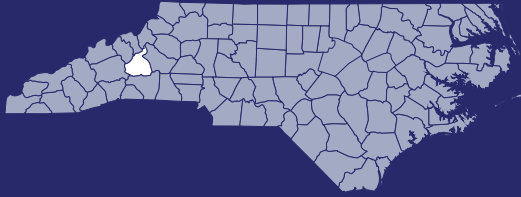
32 families faced a foreclosure this year...



206 families faced an eviction filing this year...

Join the movement:
nchousing.org

The mission of the North Carolina Housing Coalition is to lead a movement to ensure that every North Carolinian has a home in which to live in dignity and opportunity.



19%

of McDowell County are **cost-burdened**.

3,065 households

Renters

who have difficulty affording their homes:



56%

1,394 households

Homeowners

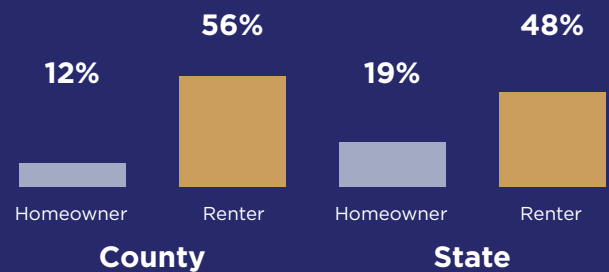
who have difficulty affording their homes:



12%

1,671 households

Homeowner/Renter Cost Burdened 2025



Families that spend more than 30% are considered **cost-burdened**, more than 50%, are considered **severely cost-burdened**.

Average Annual Salaries



Teacher
\$49,090



Childcare
\$27,970



Firefighter
\$30,540

\$17.88 hour Housing Wage:

The hourly wage needed to afford a Fair Market Rent apartment.

\$930 monthly Fair Market Rent*:

An income of **\$37,200 per year** is needed to afford the Fair Market Rent.

**Fair Market Rents, regularly published by HUD, represent the cost to rent a moderately-priced dwelling unit in the local housing market. The above FMR is for a two-bedroom unit. Visit nchousing.org/county-fact-sheets for complete annual salary data.*

When Housing Costs Too Much

When housing costs become too much, a family can lose their home. This takes an incredible toll not only on a family, but also on the entire community.

Ranks

#72

for evictions among renter households.

(1 = highest and 100 = lowest)



49 families faced a foreclosure this year...



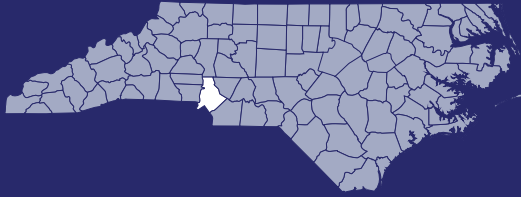
196 families faced an eviction filing this year...

DISASTER-IMPACTED COUNTY

The data in this profile does not fully represent post-flood housing conditions in the county, and the housing need is likely greater now than this data shows.

Join the movement:
nchousing.org

The mission of the North Carolina Housing Coalition is to lead a movement to ensure that every North Carolinian has a home in which to live in dignity and opportunity.



32%

of Mecklenburg County are **cost-burdened**.

14,3774 households

Renters

who have difficulty affording their homes:



48%

93,925 households

Homeowners

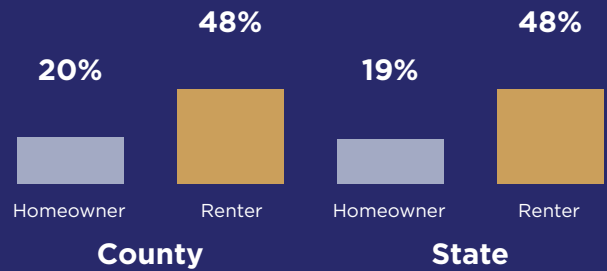
who have difficulty affording their homes:



20%

49,849 households

Homeowner/Renter Cost Burdened 2025



Families that spend more than 30% are considered **cost-burdened**, more than 50%, are considered **severely cost-burdened**.

Average Annual Salaries



Teacher
\$57,930



Childcare
\$29,370



Firefighter
\$36,180

\$35.08 hour

Housing Wage:

The hourly wage needed to afford a Fair Market Rent apartment.

\$1,824 monthly

Fair Market Rent*:

An income of **\$72,960 per year** is needed to afford the Fair Market Rent.

**Fair Market Rents, regularly published by HUD, represent the cost to rent a moderately-priced dwelling unit in the local housing market. The above FMR is for a two-bedroom unit. Visit nchousing.org/county-fact-sheets for complete annual salary data.*

When Housing Costs Too Much

When housing costs become too much, a family can lose their home. This takes an incredible toll not only on a family, but also on the entire community.

Ranks

#3

for evictions among renter households.

(1 = highest and 100 = lowest)



997 families faced a foreclosure this year...



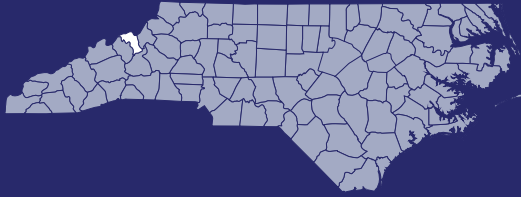
46,026 families faced an eviction filing this year...

DISASTER-IMPACTED COUNTY

The data in this profile does not fully represent post-flood housing conditions in the county, and the housing need is likely greater now than this data shows.

Join the movement:
nchousing.org

The mission of the North Carolina Housing Coalition is to lead a movement to ensure that every North Carolinian has a home in which to live in dignity and opportunity.



21%

of Mitchell County are **cost-burdened**.

1,296 households

Renters
who have difficulty affording their homes:



41%

466 households

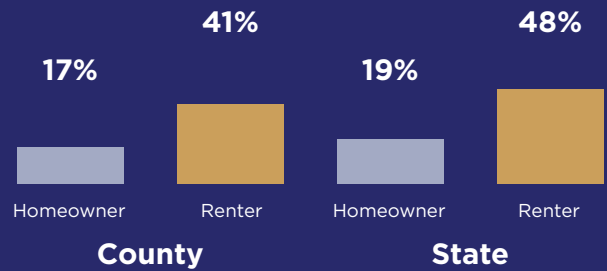
Homeowners
who have difficulty affording their homes:



17%

830 households

Homeowner/Renter Cost Burdened 2025



Families that spend more than 30% are considered **cost-burdened**, more than 50%, are considered **severely cost-burdened**.

Average Annual Salaries



Teacher
\$49,090



Childcare
\$27,970



Firefighter
\$30,540

\$17.88 hour Housing Wage:

The hourly wage needed to afford a Fair Market Rent apartment.

\$930 monthly Fair Market Rent*:

An income of **\$37,200 per year** is needed to afford the Fair Market Rent.

**Fair Market Rents, regularly published by HUD, represent the cost to rent a moderately-priced dwelling unit in the local housing market. The above FMR is for a two-bedroom unit. Visit nchousing.org/county-fact-sheets for complete annual salary data.*

When Housing Costs Too Much

When housing costs become too much, a family can lose their home. This takes an incredible toll not only on a family, but also on the entire community.

Ranks

#89

for evictions among renter households.

(1 = highest and 100 = lowest)



10 families faced a foreclosure this year...

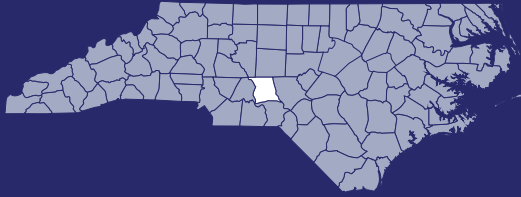


36 families faced an eviction filing this year...

DISASTER-IMPACTED COUNTY

The data in this profile does not fully represent post-flood housing conditions in the county, and the housing need is likely greater now than this data shows.

Join the movement: nchousing.org The mission of the North Carolina Housing Coalition is to lead a movement to ensure that every North Carolinian has a home in which to live in dignity and opportunity.



22%

of Montgomery County are **cost-burdened**.

2,055 households

Renters
who have difficulty affording their homes:



32%

650 households

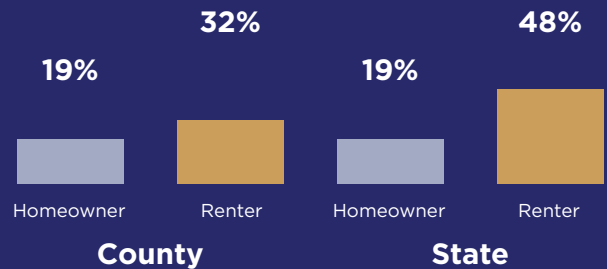
Homeowners
who have difficulty affording their homes:



19%

1,405 households

Homeowner/Renter Cost Burdened 2025



Families that spend more than 30% are considered **cost-burdened**, more than 50%, are considered **severely cost-burdened**.

Average Annual Salaries



Teacher
\$48,290



Childcare
\$27,960



Firefighter
\$30,530

\$17.88 hour Housing Wage:

The hourly wage needed to afford a Fair Market Rent apartment.

\$930 monthly Fair Market Rent*:

An income of **\$37,200 per year** is needed to afford the Fair Market Rent.

**Fair Market Rents, regularly published by HUD, represent the cost to rent a moderately-priced dwelling unit in the local housing market. The above FMR is for a two-bedroom unit. Visit nchousing.org/county-fact-sheets for complete annual salary data.*

When Housing Costs Too Much

When housing costs become too much, a family can lose their home. This takes an incredible toll not only on a family, but also on the entire community.

Ranks

#63

for evictions among renter households.

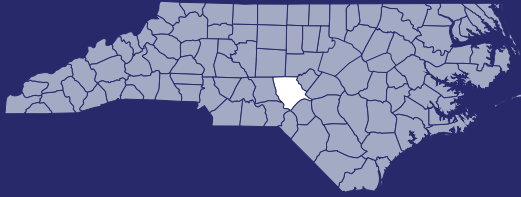
(1 = highest and 100 = lowest)



43 families faced a foreclosure this year...



130 families faced an eviction filing this year...



25%

of Moore County are **cost-burdened**.

10,204 households

Renters

who have difficulty affording their homes:



48%

4,312 households

Homeowners

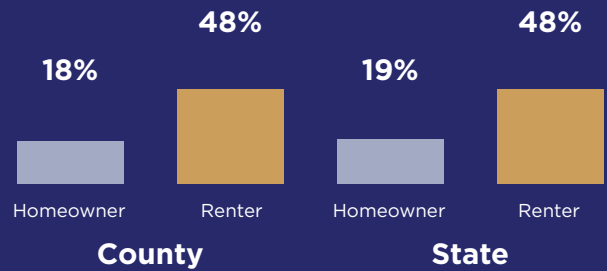
who have difficulty affording their homes:



18%

5,892 households

Homeowner/Renter Cost Burdened 2025



Families that spend more than 30% are considered **cost-burdened**, more than 50%, are considered **severely cost-burdened**.

Average Annual Salaries



Teacher
\$48,290



Childcare
\$27,960



Firefighter
\$30,530

\$21.83 hour Housing Wage:

The hourly wage needed to afford a Fair Market Rent apartment.

\$1,135 monthly Fair Market Rent*:

An income of **\$45,400 per year** is needed to afford the Fair Market Rent.

**Fair Market Rents, regularly published by HUD, represent the cost to rent a moderately-priced dwelling unit in the local housing market. The above FMR is for a two-bedroom unit. Visit nchousing.org/county-fact-sheets for complete annual salary data.*

When Housing Costs Too Much

When housing costs become too much, a family can lose their home. This takes an incredible toll not only on a family, but also on the entire community.

Ranks

#74

for evictions among renter households.

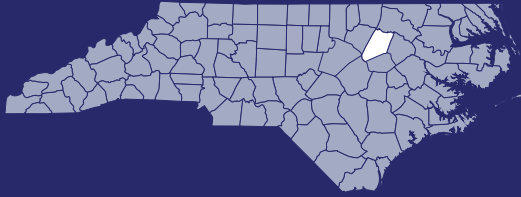
(1 = highest and 100 = lowest)



67 families faced a foreclosure this year...



383 families faced an eviction filing this year...



27%

of Nash County are **cost-burdened**.

9,793 households

Renters
who have difficulty affording their homes:



42%

5,325 households

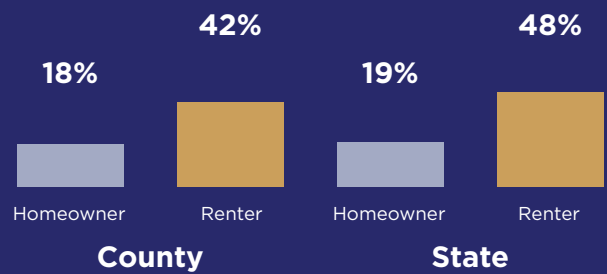
Homeowners
who have difficulty affording their homes:



18%

4,468 households

Homeowner/Renter Cost Burdened 2025



Families that spend more than 30% are considered **cost-burdened**, more than 50%, are considered **severely cost-burdened**.

Average Annual Salaries



Teacher
\$48,430



Childcare
\$26,890



Firefighter
\$42,160

\$20.62 hour Housing Wage:

The hourly wage needed to afford a Fair Market Rent apartment.

\$1,072 monthly Fair Market Rent*:

An income of **\$42,880 per year** is needed to afford the Fair Market Rent.

**Fair Market Rents, regularly published by HUD, represent the cost to rent a moderately-priced dwelling unit in the local housing market. The above FMR is for a two-bedroom unit. Visit nchousing.org/county-fact-sheets for complete annual salary data.*

When Housing Costs Too Much

When housing costs become too much, a family can lose their home. This takes an incredible toll not only on a family, but also on the entire community.

Ranks

#2

for evictions among renter households.

(1 = highest and 100 = lowest)



129 families faced a foreclosure this year...



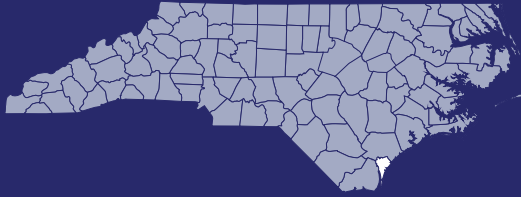
4,346 families faced an eviction filing this year...

DISASTER-IMPACTED COUNTY

The data in this profile does not fully represent post-flood housing conditions in the county, and the housing need is likely greater now than this data shows.

Join the movement: nchousing.org The mission of the North Carolina Housing Coalition is to lead a movement to ensure that every North Carolinian has a home in which to live in dignity and opportunity.

The 2025 Housing Need in New Hanover County



34%

of New Hanover County are **cost-burdened**.

33,863 households

Renters

who have difficulty affording their homes:



54%

20,080 households

Homeowners

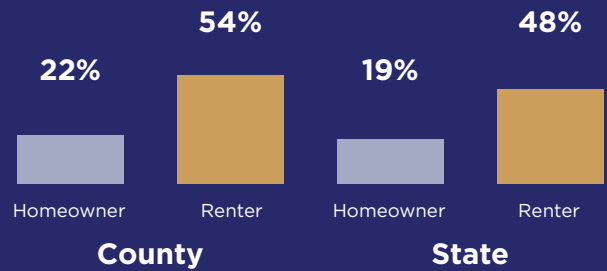
who have difficulty affording their homes:



22%

13,783 households

Homeowner/Renter Cost Burdened 2025



Families that spend more than 30% are considered **cost-burdened**, more than 50%, are considered **severely cost-burdened**.

Average Annual Salaries



Teacher
\$50,370



Childcare
\$27,570



Firefighter
\$32,910

\$30.38 hour Housing Wage:

The hourly wage needed to afford a Fair Market Rent apartment.

\$1,580 monthly Fair Market Rent*:

An income of **\$63,200 per year** is needed to afford the Fair Market Rent.

**Fair Market Rents, regularly published by HUD, represent the cost to rent a moderately-priced dwelling unit in the local housing market. The above FMR is for a two-bedroom unit. Visit nchousing.org/county-fact-sheets for complete annual salary data.*

When Housing Costs Too Much

When housing costs become too much, a family can lose their home. This takes an incredible toll not only on a family, but also on the entire community.

Ranks

#36

for evictions among renter households.

(1 = highest and 100 = lowest)



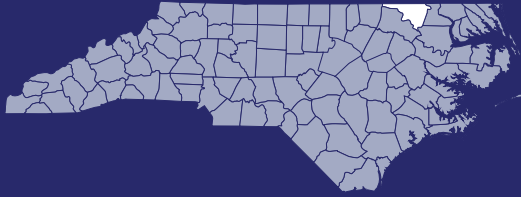
200 families faced a foreclosure this year...



3,135 families faced an eviction filing this year...

Join the movement: nchousing.org The mission of the North Carolina Housing Coalition is to lead a movement to ensure that every North Carolinian has a home in which to live in dignity and opportunity.

The 2025 Housing Need in Northampton County



32%

of Northampton County are **cost-burdened**.

2,281 households

Renters

who have difficulty affording their homes:



50%

829 households

Homeowners

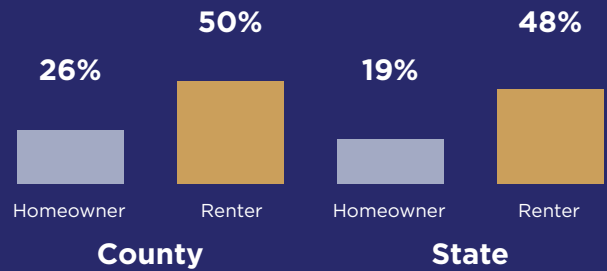
who have difficulty affording their homes:



26%

1,452 households

Homeowner/Renter Cost Burdened 2025



Families that spend more than 30% are considered **cost-burdened**, more than 50%, are considered **severely cost-burdened**.

Average Annual Salaries



Teacher
\$49,420



Childcare
\$27,870



Firefighter
\$34,890

\$19.73 hour Housing Wage:

The hourly wage needed to afford a Fair Market Rent apartment.

\$1,026 monthly Fair Market Rent*:

An income of **\$41,040 per year** is needed to afford the Fair Market Rent.

**Fair Market Rents, regularly published by HUD, represent the cost to rent a moderately-priced dwelling unit in the local housing market. The above FMR is for a two-bedroom unit. Visit nchousing.org/county-fact-sheets for complete annual salary data.*

When Housing Costs Too Much

When housing costs become too much, a family can lose their home. This takes an incredible toll not only on a family, but also on the entire community.

Ranks

#50

for evictions among renter households.

(1 = highest and 100 = lowest)



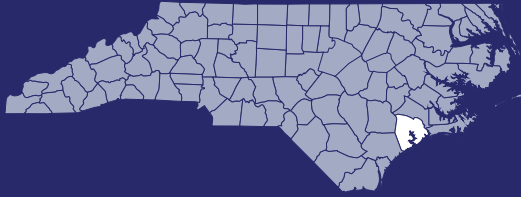
37 families faced a foreclosure this year...



117 families faced an eviction filing this year...

Join the movement:
nchousing.org

The mission of the North Carolina Housing Coalition is to lead a movement to ensure that every North Carolinian has a home in which to live in dignity and opportunity.



33%

of Onslow County are **cost-burdened**.

22,874 households

Renters

who have difficulty affording their homes:



49%

13,014 households

Homeowners

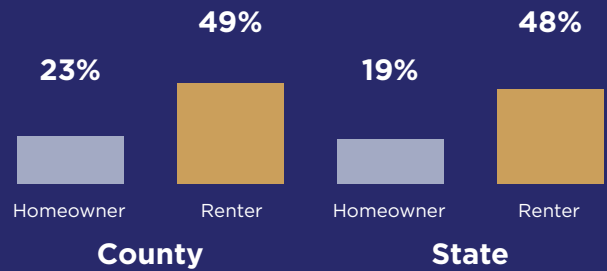
who have difficulty affording their homes:



23%

9,860 households

Homeowner/Renter Cost Burdened 2025



Families that spend more than 30% are considered **cost-burdened**, more than 50%, are considered **severely cost-burdened**.

Average Annual Salaries



Teacher
\$48,510



Childcare
\$27,960



Firefighter
\$37,690

\$22.06 hour Housing Wage:

The hourly wage needed to afford a Fair Market Rent apartment.

\$1,147 monthly Fair Market Rent*:

An income of **\$45,880 per year** is needed to afford the Fair Market Rent.

**Fair Market Rents, regularly published by HUD, represent the cost to rent a moderately-priced dwelling unit in the local housing market. The above FMR is for a two-bedroom unit. Visit nchousing.org/county-fact-sheets for complete annual salary data.*

When Housing Costs Too Much

When housing costs become too much, a family can lose their home. This takes an incredible toll not only on a family, but also on the entire community.

Ranks

#55

for evictions among renter households.

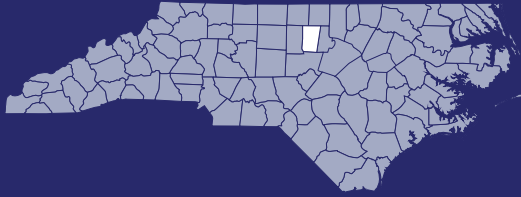
(1 = highest and 100 = lowest)



234 families faced a foreclosure this year...



1,549 families faced an eviction filing this year...



31%

of Orange County are **cost-burdened**.

16,809 households

Renters
who have difficulty affording their homes:



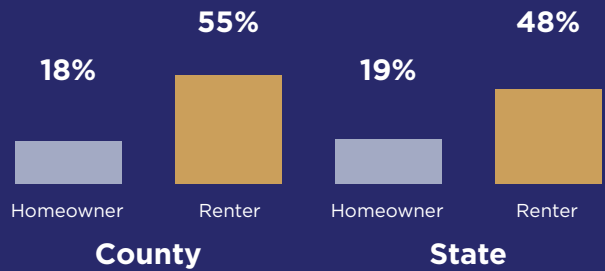
55%
10,290 households

Homeowners
who have difficulty affording their homes:



18%
6,519 households

Homeowner/Renter Cost Burdened 2025



Families that spend more than 30% are considered **cost-burdened**, more than 50%, are considered **severely cost-burdened**.

Average Annual Salaries



Teacher
\$51,740



Childcare
\$33,000



Firefighter
\$36,230

\$36.00 hour
Housing Wage:

The hourly wage needed to afford a Fair Market Rent apartment.

\$1,872 monthly
Fair Market Rent*:

An income of **\$74,880 per year** is needed to afford the Fair Market Rent.

**Fair Market Rents, regularly published by HUD, represent the cost to rent a moderately-priced dwelling unit in the local housing market. The above FMR is for a two-bedroom unit. Visit nchousing.org/county-fact-sheets for complete annual salary data.*

When Housing Costs Too Much

When housing costs become too much, a family can lose their home. This takes an incredible toll not only on a family, but also on the entire community.

Ranks

#40

for evictions among renter households.

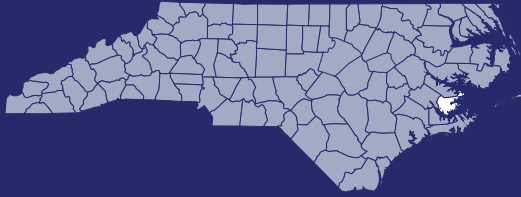
(1 = highest and 100 = lowest)



47 families faced a foreclosure this year...



1,474 families faced an eviction filing this year...



27%

of Pamlico County are **cost-burdened**.

1,325 households

Renters
who have difficulty affording their homes:



47%

280 households

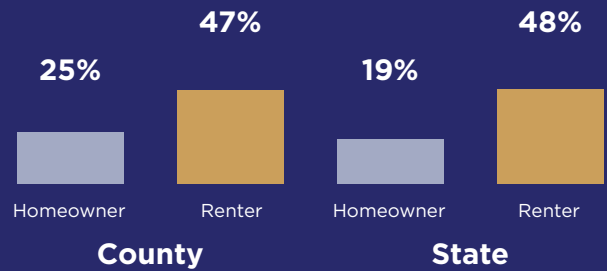
Homeowners
who have difficulty affording their homes:



25%

1,045 households

Homeowner/Renter Cost Burdened 2025



Families that spend more than 30% are considered **cost-burdened**, more than 50%, are considered **severely cost-burdened**.

Average Annual Salaries



Teacher
\$48,100



Childcare
\$25,700



Firefighter
\$40,620

\$22.85 hour Housing Wage:

The hourly wage needed to afford a Fair Market Rent apartment.

\$1,188 monthly Fair Market Rent*:

An income of **\$47,520 per year** is needed to afford the Fair Market Rent.

**Fair Market Rents, regularly published by HUD, represent the cost to rent a moderately-priced dwelling unit in the local housing market. The above FMR is for a two-bedroom unit. Visit nchousing.org/county-fact-sheets for complete annual salary data.*

When Housing Costs Too Much

When housing costs become too much, a family can lose their home. This takes an incredible toll not only on a family, but also on the entire community.

Ranks

#92

for evictions among renter households.

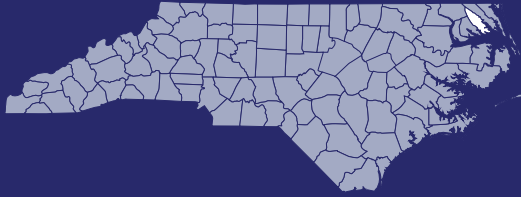
(1 = highest and 100 = lowest)



22 families faced a foreclosure this year...



20 families faced an eviction filing this year...



32%

of Pasquotank County are **cost-burdened**.

4,755 households

Renters

who have difficulty affording their homes:



52%

2,628 households

Homeowners

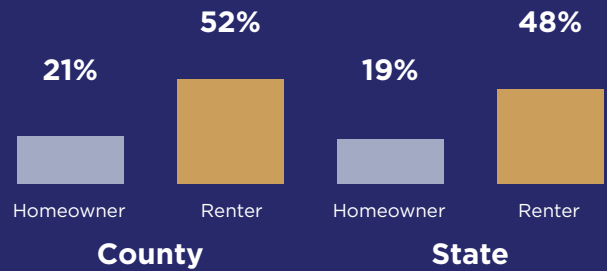
who have difficulty affording their homes:



21%

2,127 households

Homeowner/Renter Cost Burdened 2025



Families that spend more than 30% are considered **cost-burdened**, more than 50%, are considered **severely cost-burdened**.

Average Annual Salaries



Teacher
\$49,420



Childcare
\$27,870



Firefighter
\$34,890

\$22.92 hour Housing Wage:

The hourly wage needed to afford a Fair Market Rent apartment.

\$1,192 monthly Fair Market Rent*:

An income of **\$47,680 per year** is needed to afford the Fair Market Rent.

**Fair Market Rents, regularly published by HUD, represent the cost to rent a moderately-priced dwelling unit in the local housing market. The above FMR is for a two-bedroom unit. Visit nchousing.org/county-fact-sheets for complete annual salary data.*

When Housing Costs Too Much

When housing costs become too much, a family can lose their home. This takes an incredible toll not only on a family, but also on the entire community.

Ranks

#25

for evictions among renter households.

(1 = highest and 100 = lowest)



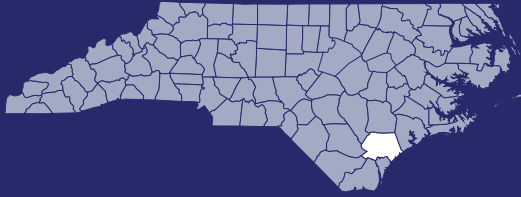
56 families faced a foreclosure this year...



515 families faced an eviction filing this year...

Join the movement:
nchousing.org

The mission of the North Carolina Housing Coalition is to lead a movement to ensure that every North Carolinian has a home in which to live in dignity and opportunity.



27% of Pender County are **cost-burdened**.

6,315 households

Renters
who have difficulty affording their homes:



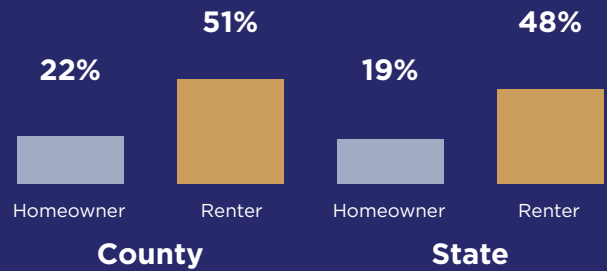
51%
2,003 households

Homeowners
who have difficulty affording their homes:



22%
4,312 households

Homeowner/Renter Cost Burdened 2025



Families that spend more than 30% are considered **cost-burdened**, more than 50%, are considered **severely cost-burdened**.

Average Annual Salaries



Teacher
\$50,370



Childcare
\$27,570



Firefighter
\$32,910

\$20.75 hour
Housing Wage:

The hourly wage needed to afford a Fair Market Rent apartment.

\$1,079 monthly
Fair Market Rent*:

An income of **\$43,160 per year** is needed to afford the Fair Market Rent.

**Fair Market Rents, regularly published by HUD, represent the cost to rent a moderately-priced dwelling unit in the local housing market. The above FMR is for a two-bedroom unit. Visit nchousing.org/county-fact-sheets for complete annual salary data.*

When Housing Costs Too Much

When housing costs become too much, a family can lose their home. This takes an incredible toll not only on a family, but also on the entire community.

Ranks

#57

for evictions among renter households.

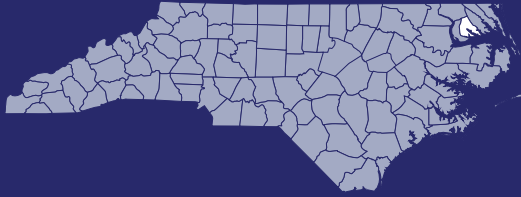
(1 = highest and 100 = lowest)



72 families faced a foreclosure this year...



232 families faced an eviction filing this year...



26%

of Perquimans County are **cost-burdened**.

1,376 households

Renters

who have difficulty affording their homes:



39%

473 households

Homeowners

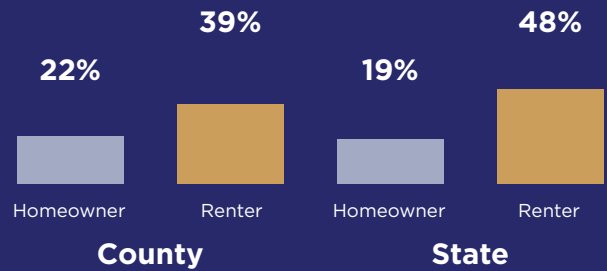
who have difficulty affording their homes:



22%

903 households

Homeowner/Renter Cost Burdened 2025



Families that spend more than 30% are considered **cost-burdened**, more than 50%, are considered **severely cost-burdened**.

Average Annual Salaries



Teacher
\$49,420



Childcare
\$27,870



Firefighter
\$34,890

\$19.12 hour Housing Wage:

The hourly wage needed to afford a Fair Market Rent apartment.

\$994 monthly Fair Market Rent*:

An income of **\$39,760 per year** is needed to afford the Fair Market Rent.

**Fair Market Rents, regularly published by HUD, represent the cost to rent a moderately-priced dwelling unit in the local housing market. The above FMR is for a two-bedroom unit. Visit nchousing.org/county-fact-sheets for complete annual salary data.*

When Housing Costs Too Much

When housing costs become too much, a family can lose their home. This takes an incredible toll not only on a family, but also on the entire community.

Ranks

#80

for evictions among renter households.

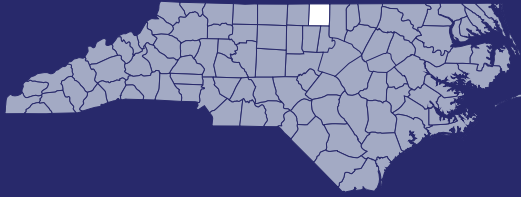
(1 = highest and 100 = lowest)



27 families faced a foreclosure this year...



47 families faced an eviction filing this year...



27%

of Person County are **cost-burdened**.

4,150 households

Renters

who have difficulty affording their homes:



55%

1,897 households

Homeowners

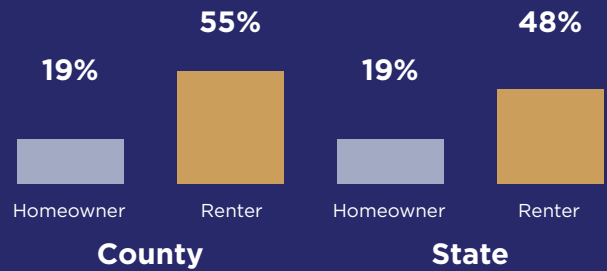
who have difficulty affording their homes:



19%

2,253 households

Homeowner/Renter Cost Burdened 2025



Families that spend more than 30% are considered **cost-burdened**, more than 50%, are considered **severely cost-burdened**.

Average Annual Salaries



Teacher
\$51,740



Childcare
\$33,000



Firefighter
\$36,230

\$19.83 hour Housing Wage:

The hourly wage needed to afford a Fair Market Rent apartment.

\$1,031 monthly Fair Market Rent*:

An income of **\$41,240 per year** is needed to afford the Fair Market Rent.

**Fair Market Rents, regularly published by HUD, represent the cost to rent a moderately-priced dwelling unit in the local housing market. The above FMR is for a two-bedroom unit. Visit nchousing.org/county-fact-sheets for complete annual salary data.*

When Housing Costs Too Much

When housing costs become too much, a family can lose their home. This takes an incredible toll not only on a family, but also on the entire community.

Ranks

#19

for evictions among renter households.

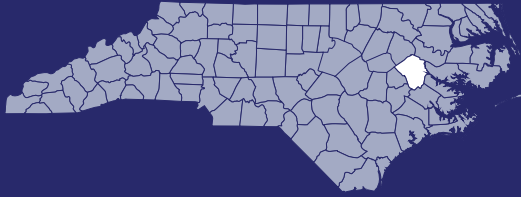
(1 = highest and 100 = lowest)



63 families faced a foreclosure this year...



434 families faced an eviction filing this year...



32%

of Pitt County are **cost-burdened**.

22,605 households

Renters

who have difficulty affording their homes:



48%

15,962 households

Homeowners

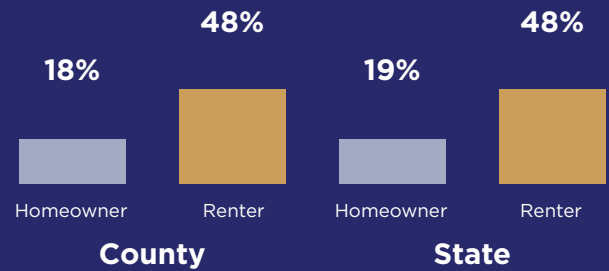
who have difficulty affording their homes:



18%

6,643 households

Homeowner/Renter Cost Burdened 2025



Families that spend more than 30% are considered **cost-burdened**, more than 50%, are considered **severely cost-burdened**.

Average Annual Salaries



Teacher
\$48,030



Childcare
\$27,430



Firefighter
\$31,540

\$21.08 hour Housing Wage:

The hourly wage needed to afford a Fair Market Rent apartment.

\$1,096 monthly Fair Market Rent*:

An income of **\$43,840 per year** is needed to afford the Fair Market Rent.

**Fair Market Rents, regularly published by HUD, represent the cost to rent a moderately-priced dwelling unit in the local housing market. The above FMR is for a two-bedroom unit. Visit nchousing.org/county-fact-sheets for complete annual salary data.*

When Housing Costs Too Much

When housing costs become too much, a family can lose their home. This takes an incredible toll not only on a family, but also on the entire community.

Ranks

#10

for evictions among renter households.

(1 = highest and 100 = lowest)



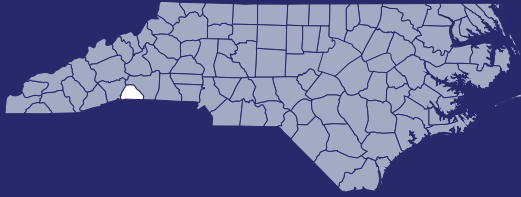
173 families faced a foreclosure this year...



6,148 families faced an eviction filing this year...

Join the movement:
nchousing.org

The mission of the North Carolina Housing Coalition is to lead a movement to ensure that every North Carolinian has a home in which to live in dignity and opportunity.



25% of Polk County are **cost-burdened**.

2,024 households

Renters
who have difficulty affording their homes:



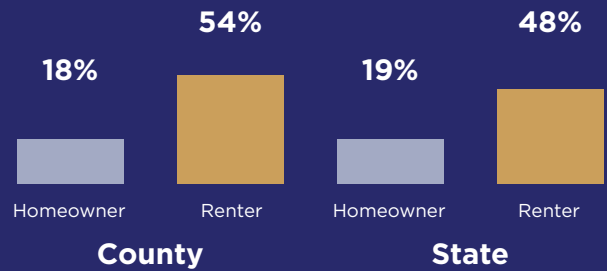
54%
817 households

Homeowners
who have difficulty affording their homes:



18%
1,207 households

Homeowner/Renter Cost Burdened 2025



Families that spend more than 30% are considered **cost-burdened**, more than 50%, are considered **severely cost-burdened**.

Average Annual Salaries



Teacher
\$49,090



Childcare
\$27,970



Firefighter
\$30,540

\$20.12 hour Housing Wage:

The hourly wage needed to afford a Fair Market Rent apartment.

\$1,046 monthly Fair Market Rent*:

An income of **\$41,840 per year** is needed to afford the Fair Market Rent.

**Fair Market Rents, regularly published by HUD, represent the cost to rent a moderately-priced dwelling unit in the local housing market. The above FMR is for a two-bedroom unit. Visit nchousing.org/county-fact-sheets for complete annual salary data.*

When Housing Costs Too Much

When housing costs become too much, a family can lose their home. This takes an incredible toll not only on a family, but also on the entire community.

Ranks
#97

for evictions among renter households.

(1 = highest and 100 = lowest)



17 families faced a foreclosure this year...

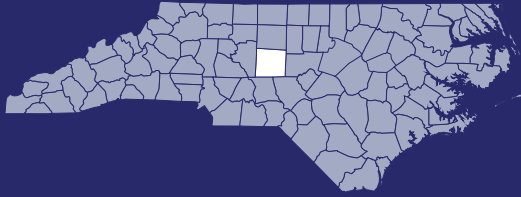


39 families faced an eviction filing this year...

DISASTER-IMPACTED COUNTY

The data in this profile does not fully represent post-flood housing conditions in the county, and the housing need is likely greater now than this data shows.

Join the movement: nchousing.org The mission of the North Carolina Housing Coalition is to lead a movement to ensure that every North Carolinian has a home in which to live in dignity and opportunity.



23%

of Randolph County are **cost-burdened**.

12,805 households

Renters

who have difficulty affording their homes:



44%

6,256 households

Homeowners

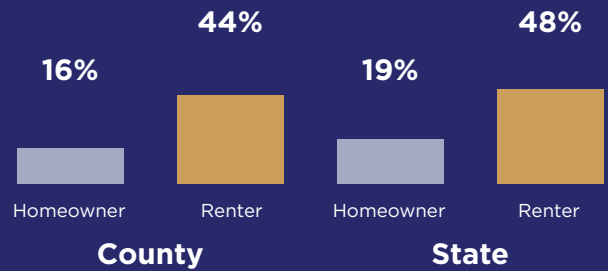
who have difficulty affording their homes:



16%

6,549 households

Homeowner/Renter Cost Burdened 2025



Families that spend more than 30% are considered **cost-burdened**, more than 50%, are considered **severely cost-burdened**.

Average Annual Salaries



Teacher
\$50,500



Childcare
\$28,710



Firefighter
\$41,220

\$22.12 hour Housing Wage:

The hourly wage needed to afford a Fair Market Rent apartment.

\$1,150 monthly Fair Market Rent*:

An income of **\$46,000 per year** is needed to afford the Fair Market Rent.

**Fair Market Rents, regularly published by HUD, represent the cost to rent a moderately-priced dwelling unit in the local housing market. The above FMR is for a two-bedroom unit. Visit nchousing.org/county-fact-sheets for complete annual salary data.*

When Housing Costs Too Much

When housing costs become too much, a family can lose their home. This takes an incredible toll not only on a family, but also on the entire community.

Ranks

#39

for evictions among renter households.

(1 = highest and 100 = lowest)



131 families faced a foreclosure this year...

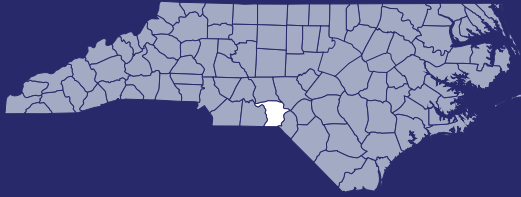


1,144 families faced an eviction filing this year...

Join the movement:
nchousing.org

The mission of the North Carolina Housing Coalition is to lead a movement to ensure that every North Carolinian has a home in which to live in dignity and opportunity.

The 2025 Housing Need in Richmond County



33%

of Richmond County are **cost-burdened**.

5,110 households

Renters

who have difficulty affording their homes:



54%

2,424 households

Homeowners

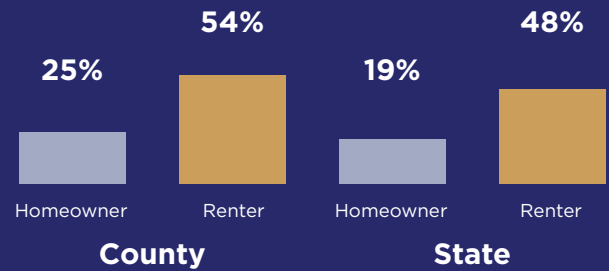
who have difficulty affording their homes:



25%

2,686 households

Homeowner/Renter Cost Burdened 2025



Families that spend more than 30% are considered **cost-burdened**, more than 50%, are considered **severely cost-burdened**.

Average Annual Salaries



Teacher
\$48,290



Childcare
\$27,960



Firefighter
\$30,530

\$17.88 hour Housing Wage:

The hourly wage needed to afford a Fair Market Rent apartment.

\$930 monthly Fair Market Rent*:

An income of **\$37,200 per year** is needed to afford the Fair Market Rent.

**Fair Market Rents, regularly published by HUD, represent the cost to rent a moderately-priced dwelling unit in the local housing market. The above FMR is for a two-bedroom unit. Visit nchousing.org/county-fact-sheets for complete annual salary data.*

When Housing Costs Too Much

When housing costs become too much, a family can lose their home. This takes an incredible toll not only on a family, but also on the entire community.

Ranks

#32

for evictions among renter households.

(1 = highest and 100 = lowest)



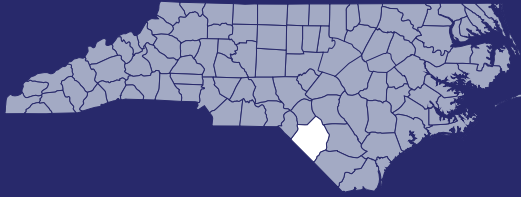
66 families faced a foreclosure this year...



508 families faced an eviction filing this year...

Join the movement:
nchousing.org

The mission of the North Carolina Housing Coalition is to lead a movement to ensure that every North Carolinian has a home in which to live in dignity and opportunity.



30%

of Robeson County are **cost-burdened**.

11,478 households

Renters

who have difficulty affording their homes:



50%

5,756 households

Homeowners

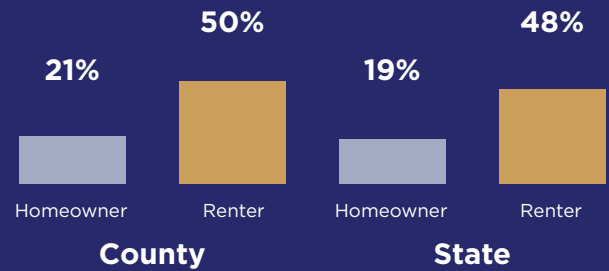
who have difficulty affording their homes:



21%

5,722 households

Homeowner/Renter Cost Burdened 2025



Families that spend more than 30% are considered **cost-burdened**, more than 50%, are considered **severely cost-burdened**.

Average Annual Salaries



Teacher
\$50,940



Childcare
\$27,960



Firefighter
\$35,640

\$17.88 hour Housing Wage:

The hourly wage needed to afford a Fair Market Rent apartment.

\$930 monthly Fair Market Rent*:

An income of **\$37,200 per year** is needed to afford the Fair Market Rent.

**Fair Market Rents, regularly published by HUD, represent the cost to rent a moderately-priced dwelling unit in the local housing market. The above FMR is for a two-bedroom unit. Visit nchousing.org/county-fact-sheets for complete annual salary data.*

When Housing Costs Too Much

When housing costs become too much, a family can lose their home. This takes an incredible toll not only on a family, but also on the entire community.

Ranks

#14

for evictions among renter households.

(1 = highest and 100 = lowest)



109 families faced a foreclosure this year...

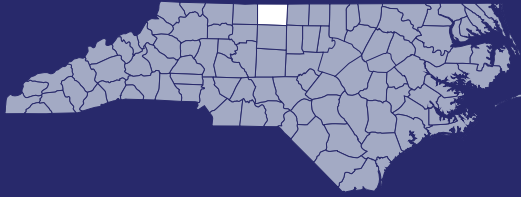


2,214 families faced an eviction filing this year...

Join the movement:
nchousing.org

The mission of the North Carolina Housing Coalition is to lead a movement to ensure that every North Carolinian has a home in which to live in dignity and opportunity.

The 2025 Housing Need in Rockingham County



25%

of Rockingham County are **cost-burdened**.

9,243 households

Renters

who have difficulty affording their homes:



46%

4,155 households

Homeowners

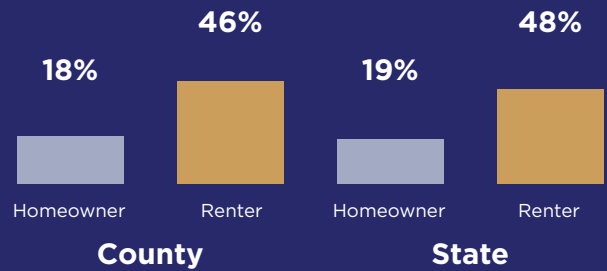
who have difficulty affording their homes:



18%

5,088 households

Homeowner/Renter Cost Burdened 2025



Families that spend more than 30% are considered **cost-burdened**, more than 50%, are considered **severely cost-burdened**.

Average Annual Salaries



Teacher
\$50,500



Childcare
\$28,710



Firefighter
\$41,220

\$20.02 hour Housing Wage:

The hourly wage needed to afford a Fair Market Rent apartment.

\$1,041 monthly Fair Market Rent*:

An income of **\$41,640 per year** is needed to afford the Fair Market Rent.

**Fair Market Rents, regularly published by HUD, represent the cost to rent a moderately-priced dwelling unit in the local housing market. The above FMR is for a two-bedroom unit. Visit nchousing.org/county-fact-sheets for complete annual salary data.*

When Housing Costs Too Much

When housing costs become too much, a family can lose their home. This takes an incredible toll not only on a family, but also on the entire community.

Ranks

#37

for evictions among renter households.

(1 = highest and 100 = lowest)



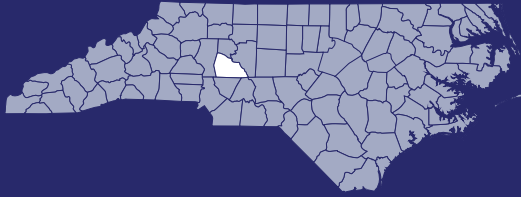
135 families faced a foreclosure this year...



834 families faced an eviction filing this year...

Join the movement:
nchousing.org

The mission of the North Carolina Housing Coalition is to lead a movement to ensure that every North Carolinian has a home in which to live in dignity and opportunity.



25%

of Rowan County are **cost-burdened**.

14,054 households

Renters

who have difficulty affording their homes:



46%

6,882 households

Homeowners

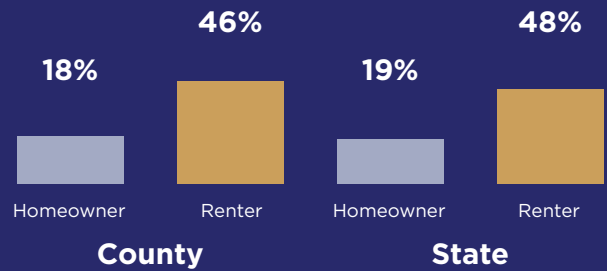
who have difficulty affording their homes:



18%

7,172 households

Homeowner/Renter Cost Burdened 2025



Families that spend more than 30% are considered **cost-burdened**, more than 50%, are considered **severely cost-burdened**.

Average Annual Salaries



Teacher
\$57,930



Childcare
\$29,370



Firefighter
\$36,180

\$24.71 hour Housing Wage:

The hourly wage needed to afford a Fair Market Rent apartment.

\$1,285 monthly Fair Market Rent*:

An income of **\$51,400 per year** is needed to afford the Fair Market Rent.

**Fair Market Rents, regularly published by HUD, represent the cost to rent a moderately-priced dwelling unit in the local housing market. The above FMR is for a two-bedroom unit. Visit nchousing.org/county-fact-sheets for complete annual salary data.*

When Housing Costs Too Much

When housing costs become too much, a family can lose their home. This takes an incredible toll not only on a family, but also on the entire community.

Ranks

#20

for evictions among renter households.

(1 = highest and 100 = lowest)



164 families faced a foreclosure this year...



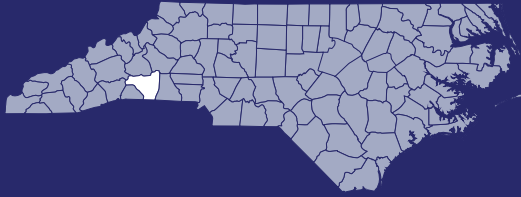
1,830 families faced an eviction filing this year...

DISASTER-IMPACTED COUNTY

The data in this profile does not fully represent post-flood housing conditions in the county, and the housing need is likely greater now than this data shows.

Join the movement:
nchousing.org

The mission of the North Carolina Housing Coalition is to lead a movement to ensure that every North Carolinian has a home in which to live in dignity and opportunity.



23%

of Rutherford County are **cost-burdened**.

5,683 households

Renters

who have difficulty affording their homes:



45%

2,542 households

Homeowners

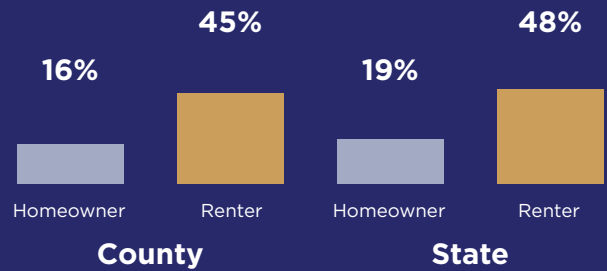
who have difficulty affording their homes:



16%

3,141 households

Homeowner/Renter Cost Burdened 2025



Families that spend more than 30% are considered **cost-burdened**, more than 50%, are considered **severely cost-burdened**.

Average Annual Salaries



Teacher
\$48,290



Childcare
\$27,960



Firefighter
\$30,530

\$17.88 hour Housing Wage:

The hourly wage needed to afford a Fair Market Rent apartment.

\$930 monthly Fair Market Rent*:

An income of **\$37,200 per year** is needed to afford the Fair Market Rent.

**Fair Market Rents, regularly published by HUD, represent the cost to rent a moderately-priced dwelling unit in the local housing market. The above FMR is for a two-bedroom unit. Visit nchousing.org/county-fact-sheets for complete annual salary data.*

When Housing Costs Too Much

When housing costs become too much, a family can lose their home. This takes an incredible toll not only on a family, but also on the entire community.

Ranks

#52

for evictions among renter households.

(1 = highest and 100 = lowest)



127 families faced a foreclosure this year...



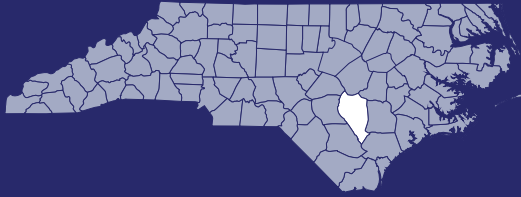
391 families faced an eviction filing this year...

DISASTER-IMPACTED COUNTY

The data in this profile does not fully represent post-flood housing conditions in the county, and the housing need is likely greater now than this data shows.

Join the movement:
nchousing.org

The mission of the North Carolina Housing Coalition is to lead a movement to ensure that every North Carolinian has a home in which to live in dignity and opportunity.



25%

of Sampson County are **cost-burdened**.

5,088 households

Renters

who have difficulty affording their homes:



47%

2,296 households

Homeowners

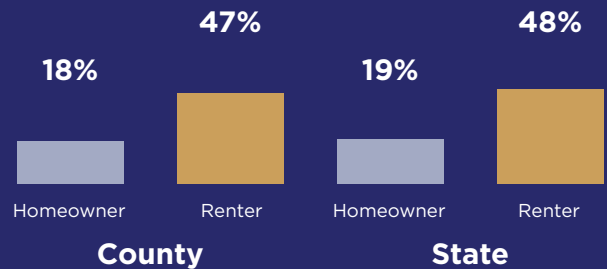
who have difficulty affording their homes:



18%

2,792 households

Homeowner/Renter Cost Burdened 2025



Families that spend more than 30% are considered **cost-burdened**, more than 50%, are considered **severely cost-burdened**.

Average Annual Salaries



Teacher
\$50,940



Childcare
\$27,960



Firefighter
\$35,640

\$17.88 hour Housing Wage:

The hourly wage needed to afford a Fair Market Rent apartment.

\$930 monthly Fair Market Rent*:

An income of **\$37,200 per year** is needed to afford the Fair Market Rent.

**Fair Market Rents, regularly published by HUD, represent the cost to rent a moderately-priced dwelling unit in the local housing market. The above FMR is for a two-bedroom unit. Visit nchousing.org/county-fact-sheets for complete annual salary data.*

When Housing Costs Too Much

When housing costs become too much, a family can lose their home. This takes an incredible toll not only on a family, but also on the entire community.

Ranks

#60

for evictions among renter households.

(1 = highest and 100 = lowest)



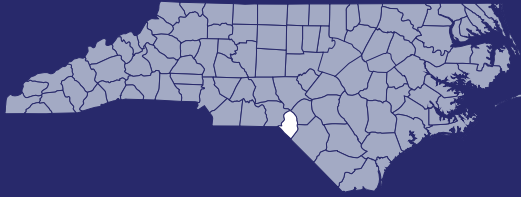
85 families faced a foreclosure this year...



298 families faced an eviction filing this year...

Join the movement:
nchousing.org

The mission of the North Carolina Housing Coalition is to lead a movement to ensure that every North Carolinian has a home in which to live in dignity and opportunity.



32%

of Scotland County are **cost-burdened**.

3,679 households

Renters

who have difficulty affording their homes:



51%

2,093 households

Homeowners

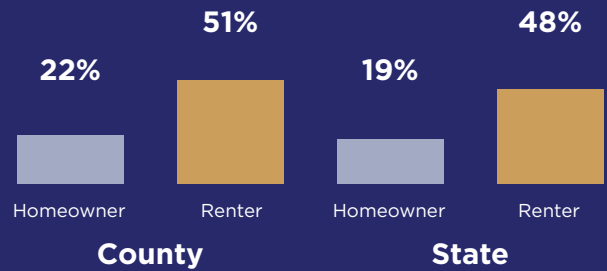
who have difficulty affording their homes:



22%

1,586 households

Homeowner/Renter Cost Burdened 2025



Families that spend more than 30% are considered **cost-burdened**, more than 50%, are considered **severely cost-burdened**.

Average Annual Salaries



Teacher
\$50,940



Childcare
\$27,960



Firefighter
\$35,640

\$17.88 hour Housing Wage:

The hourly wage needed to afford a Fair Market Rent apartment.

\$930 monthly Fair Market Rent*:

An income of **\$37,200 per year** is needed to afford the Fair Market Rent.

**Fair Market Rents, regularly published by HUD, represent the cost to rent a moderately-priced dwelling unit in the local housing market. The above FMR is for a two-bedroom unit. Visit nchousing.org/county-fact-sheets for complete annual salary data.*

When Housing Costs Too Much

When housing costs become too much, a family can lose their home. This takes an incredible toll not only on a family, but also on the entire community.

Ranks

#21

for evictions among renter households.

(1 = highest and 100 = lowest)



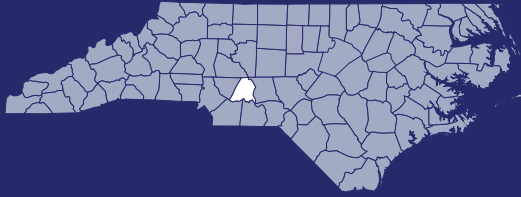
41 families faced a foreclosure this year...



560 families faced an eviction filing this year...

Join the movement:
nchousing.org

The mission of the North Carolina Housing Coalition is to lead a movement to ensure that every North Carolinian has a home in which to live in dignity and opportunity.



23% of Stanly County are **cost-burdened**.

5,342 households

Renters who have difficulty affording their homes:



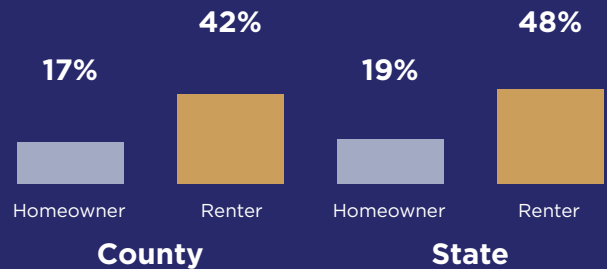
42%
2,246 households

Homeowners who have difficulty affording their homes:



17%
3,096 households

Homeowner/Renter Cost Burdened 2025



Families that spend more than 30% are considered **cost-burdened**, more than 50%, are considered **severely cost-burdened**.

Average Annual Salaries



Teacher
\$48,290



Childcare
\$27,960



Firefighter
\$30,530

\$18.85 hour Housing Wage:

The hourly wage needed to afford a Fair Market Rent apartment.

\$980 monthly Fair Market Rent*:

An income of **\$39,200 per year** is needed to afford the Fair Market Rent.

**Fair Market Rents, regularly published by HUD, represent the cost to rent a moderately-priced dwelling unit in the local housing market. The above FMR is for a two-bedroom unit. Visit nchousing.org/county-fact-sheets for complete annual salary data.*

When Housing Costs Too Much

When housing costs become too much, a family can lose their home. This takes an incredible toll not only on a family, but also on the entire community.

Ranks
#67

for evictions among renter households.

(1 = highest and 100 = lowest)



54 families faced a foreclosure this year...

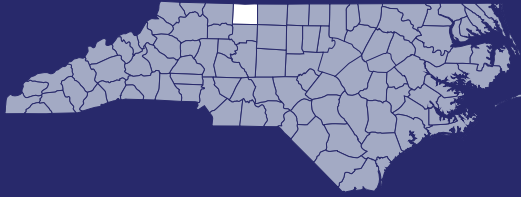


282 families faced an eviction filing this year...

DISASTER-IMPACTED COUNTY

The data in this profile does not fully represent post-flood housing conditions in the county, and the housing need is likely greater now than this data shows.

Join the movement: nchousing.org The mission of the North Carolina Housing Coalition is to lead a movement to ensure that every North Carolinian has a home in which to live in dignity and opportunity.



21%

of Stokes County are **cost-burdened**.

3,975 households

Renters

who have difficulty affording their homes:



41%

1,498 households

Homeowners

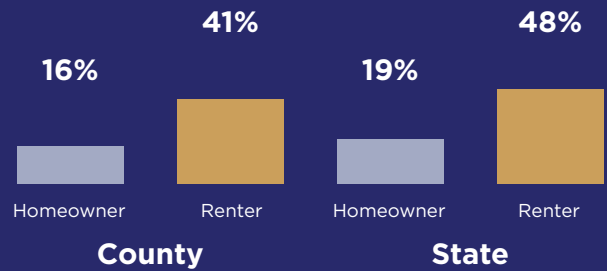
who have difficulty affording their homes:



16%

2,477 households

Homeowner/Renter Cost Burdened 2025



Families that spend more than 30% are considered **cost-burdened**, more than 50%, are considered **severely cost-burdened**.

Average Annual Salaries



Teacher
\$51,100



Childcare
\$28,390



Firefighter
\$33,450

\$22.37 hour Housing Wage:

The hourly wage needed to afford a Fair Market Rent apartment.

\$1,163 monthly Fair Market Rent*:

An income of **\$46,520 per year** is needed to afford the Fair Market Rent.

**Fair Market Rents, regularly published by HUD, represent the cost to rent a moderately-priced dwelling unit in the local housing market. The above FMR is for a two-bedroom unit. Visit nchousing.org/county-fact-sheets for complete annual salary data.*

When Housing Costs Too Much

When housing costs become too much, a family can lose their home. This takes an incredible toll not only on a family, but also on the entire community.

Ranks

#87

for evictions among renter households.

(1 = highest and 100 = lowest)



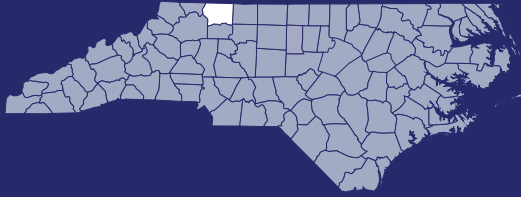
49 families faced a foreclosure this year...



106 families faced an eviction filing this year...

Join the movement:
nchousing.org

The mission of the North Carolina Housing Coalition is to lead a movement to ensure that every North Carolinian has a home in which to live in dignity and opportunity.



24% of Surry County are **cost-burdened**.

6,669 households

Renters
who have difficulty affording their homes:



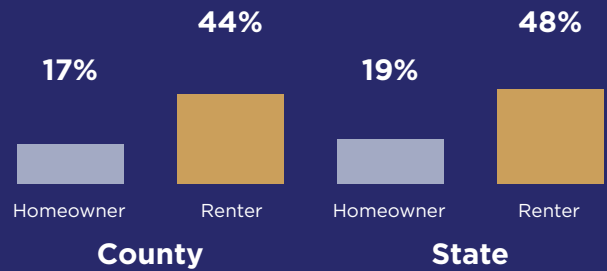
44%
3,019 households

Homeowners
who have difficulty affording their homes:



17%
3,650 households

Homeowner/Renter Cost Burdened 2025



Families that spend more than 30% are considered **cost-burdened**, more than 50%, are considered **severely cost-burdened**.

Average Annual Salaries



Teacher
\$48,290



Childcare
\$27,960



Firefighter
\$30,530

\$17.88 hour
Housing Wage:

The hourly wage needed to afford a Fair Market Rent apartment.

\$930 monthly
Fair Market Rent*:

An income of **\$37,200 per year** is needed to afford the Fair Market Rent.

**Fair Market Rents, regularly published by HUD, represent the cost to rent a moderately-priced dwelling unit in the local housing market. The above FMR is for a two-bedroom unit. Visit nchousing.org/county-fact-sheets for complete annual salary data.*

When Housing Costs Too Much

When housing costs become too much, a family can lose their home. This takes an incredible toll not only on a family, but also on the entire community.

Ranks
#78

for evictions among renter households.

(1 = highest and 100 = lowest)



63 families faced a foreclosure this year...

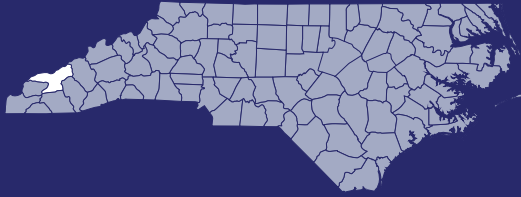


267 families faced an eviction filing this year...

DISASTER-IMPACTED COUNTY

The data in this profile does not fully represent post-flood housing conditions in the county, and the housing need is likely greater now than this data shows.

Join the movement: nchousing.org The mission of the North Carolina Housing Coalition is to lead a movement to ensure that every North Carolinian has a home in which to live in dignity and opportunity.



21%

of Swain County are **cost-burdened**.

1,151 households

Renters
who have difficulty affording their homes:



39%

492 households

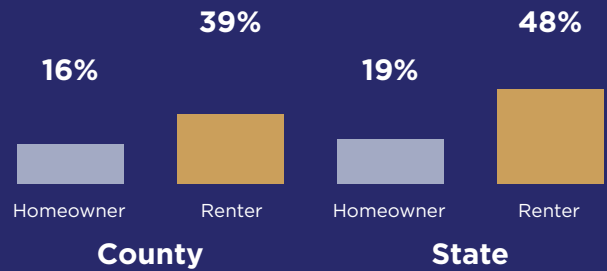
Homeowners
who have difficulty affording their homes:



16%

659 households

Homeowner/Renter Cost Burdened 2025



Families that spend more than 30% are considered **cost-burdened**, more than 50%, are considered **severely cost-burdened**.

Average Annual Salaries



Teacher
\$49,090



Childcare
\$27,970



Firefighter
\$30,540

\$17.88 hour Housing Wage:

The hourly wage needed to afford a Fair Market Rent apartment.

\$930 monthly Fair Market Rent*:

An income of **\$37,200 per year** is needed to afford the Fair Market Rent.

**Fair Market Rents, regularly published by HUD, represent the cost to rent a moderately-priced dwelling unit in the local housing market. The above FMR is for a two-bedroom unit. Visit nchousing.org/county-fact-sheets for complete annual salary data.*

When Housing Costs Too Much

When housing costs become too much, a family can lose their home. This takes an incredible toll not only on a family, but also on the entire community.

Ranks

#83

for evictions among renter households.

(1 = highest and 100 = lowest)



15 families faced a foreclosure this year...



46 families faced an eviction filing this year...

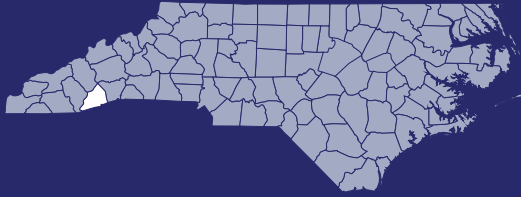
DISASTER-IMPACTED COUNTY

The data in this profile does not fully represent post-flood housing conditions in the county, and the housing need is likely greater now than this data shows.

Join the movement:
nchousing.org

The mission of the North Carolina Housing Coalition is to lead a movement to ensure that every North Carolinian has a home in which to live in dignity and opportunity.

The 2025 Housing Need in Transylvania County



25%

of Transylvania County are **cost-burdened**.

3,467 households

Renters

who have difficulty affording their homes:



46%

1,407 households

Homeowners

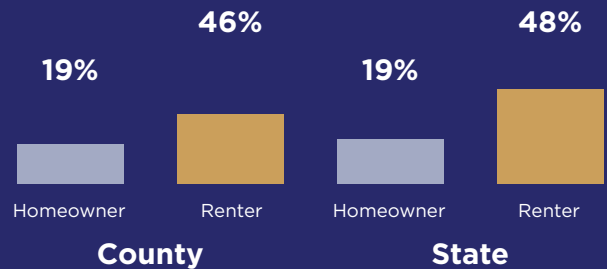
who have difficulty affording their homes:



19%

2,060 households

Homeowner/Renter Cost Burdened 2025



Families that spend more than 30% are considered **cost-burdened**, more than 50%, are considered **severely cost-burdened**.

Average Annual Salaries



Teacher
\$49,090



Childcare
\$27,970



Firefighter
\$30,540

\$22.12 hour Housing Wage:

The hourly wage needed to afford a Fair Market Rent apartment.

\$1,150 monthly Fair Market Rent*:

An income of **\$46,000 per year** is needed to afford the Fair Market Rent.

**Fair Market Rents, regularly published by HUD, represent the cost to rent a moderately-priced dwelling unit in the local housing market. The above FMR is for a two-bedroom unit. Visit nchousing.org/county-fact-sheets for complete annual salary data.*

When Housing Costs Too Much

When housing costs become too much, a family can lose their home. This takes an incredible toll not only on a family, but also on the entire community.

Ranks

#79

for evictions among renter households.

(1 = highest and 100 = lowest)



27 families faced a foreclosure this year...



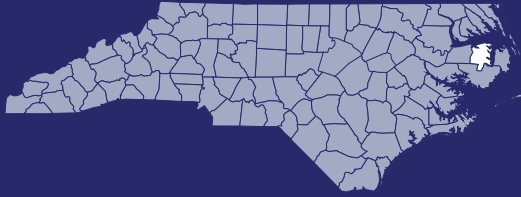
116 families faced an eviction filing this year...

DISASTER-IMPACTED COUNTY

The data in this profile does not fully represent post-flood housing conditions in the county, and the housing need is likely greater now than this data shows.

Join the movement:
nchousing.org

The mission of the North Carolina Housing Coalition is to lead a movement to ensure that every North Carolinian has a home in which to live in dignity and opportunity.



31%

of Tyrrell County are **cost-burdened**.

424 households

Renters
who have difficulty affording their homes:



64%

151 households

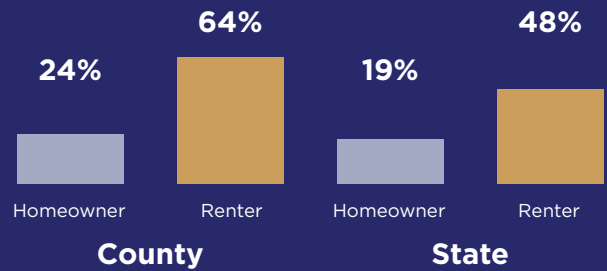
Homeowners
who have difficulty affording their homes:



24%

273 households

Homeowner/Renter Cost Burdened 2025



Families that spend more than 30% are considered **cost-burdened**, more than 50%, are considered **severely cost-burdened**.

Average Annual Salaries



Teacher
\$49,420



Childcare
\$27,870



Firefighter
\$34,890

\$17.88 hour Housing Wage:

The hourly wage needed to afford a Fair Market Rent apartment.

\$930 monthly Fair Market Rent*:

An income of **\$37,200 per year** is needed to afford the Fair Market Rent.

**Fair Market Rents, regularly published by HUD, represent the cost to rent a moderately-priced dwelling unit in the local housing market. The above FMR is for a two-bedroom unit. Visit [nchousing.org/county-fact-sheets](https://www.nchousing.org/county-fact-sheets) for complete annual salary data.*

When Housing Costs Too Much

When housing costs become too much, a family can lose their home. This takes an incredible toll not only on a family, but also on the entire community.

Ranks

#95

for evictions among renter households.

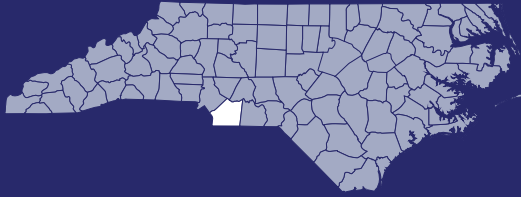
(1 = highest and 100 = lowest)



4 families faced a foreclosure this year...



6 families faced an eviction filing this year...



23% of Union County are **cost-burdened**.

18,401 households

Renters who have difficulty affording their homes:



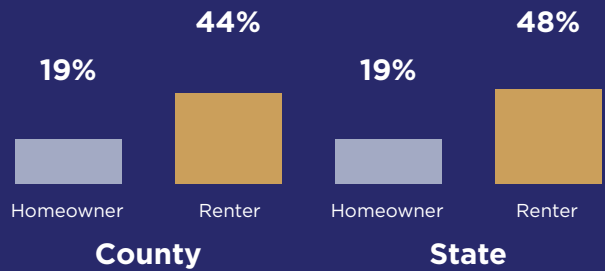
44%
5,881 households

Homeowners who have difficulty affording their homes:



19%
12,520 households

Homeowner/Renter Cost Burdened 2025



Families that spend more than 30% are considered **cost-burdened**, more than 50%, are considered **severely cost-burdened**.

Average Annual Salaries



Teacher
\$57,930



Childcare
\$29,370



Firefighter
\$36,180

\$35.08 hour
Housing Wage:

The hourly wage needed to afford a Fair Market Rent apartment.

\$1,824 monthly
Fair Market Rent*:

An income of **\$72,960 per year** is needed to afford the Fair Market Rent.

**Fair Market Rents, regularly published by HUD, represent the cost to rent a moderately-priced dwelling unit in the local housing market. The above FMR is for a two-bedroom unit. Visit nchousing.org/county-fact-sheets for complete annual salary data.*

When Housing Costs Too Much

When housing costs become too much, a family can lose their home. This takes an incredible toll not only on a family, but also on the entire community.

Ranks
#23

for evictions among renter households.

(1 = highest and 100 = lowest)



248 families faced a foreclosure this year...

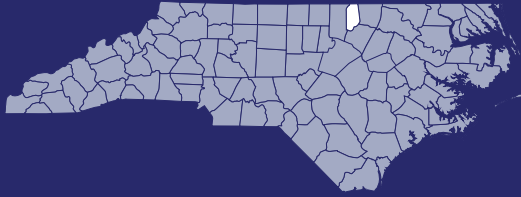


1,527 families faced an eviction filing this year...

DISASTER-IMPACTED COUNTY

The data in this profile does not fully represent post-flood housing conditions in the county, and the housing need is likely greater now than this data shows.

Join the movement: nchousing.org The mission of the North Carolina Housing Coalition is to lead a movement to ensure that every North Carolinian has a home in which to live in dignity and opportunity.



32%

of Vance County are **cost-burdened**.

4,906 households

Renters

who have difficulty affording their homes:



52%

3,112 households

Homeowners

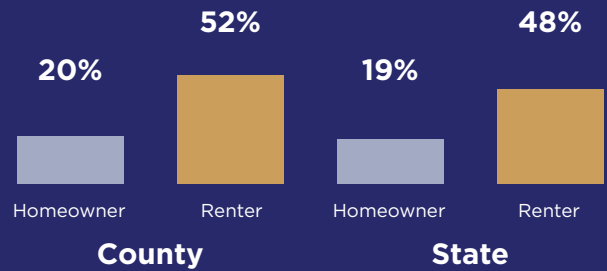
who have difficulty affording their homes:



20%

1,794 households

Homeowner/Renter Cost Burdened 2025



Families that spend more than 30% are considered **cost-burdened**, more than 50%, are considered **severely cost-burdened**.

Average Annual Salaries



Teacher
\$48,290



Childcare
\$27,960



Firefighter
\$30,530

\$19.65 hour Housing Wage:

The hourly wage needed to afford a Fair Market Rent apartment.

\$1,022 monthly Fair Market Rent*:

An income of **\$40,880 per year** is needed to afford the Fair Market Rent.

**Fair Market Rents, regularly published by HUD, represent the cost to rent a moderately-priced dwelling unit in the local housing market. The above FMR is for a two-bedroom unit. Visit nchousing.org/county-fact-sheets for complete annual salary data.*

When Housing Costs Too Much

When housing costs become too much, a family can lose their home. This takes an incredible toll not only on a family, but also on the entire community.

Ranks

#5

for evictions among renter households.

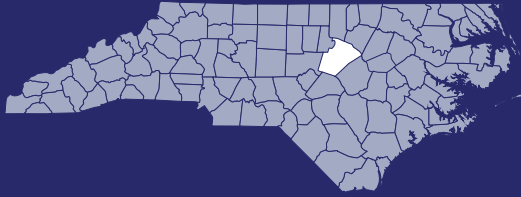
(1 = highest and 100 = lowest)



70 families faced a foreclosure this year...



1,425 families faced an eviction filing this year...



27% of Wake County are **cost-burdened**.

120,490 households

Renters
who have difficulty affording their homes:



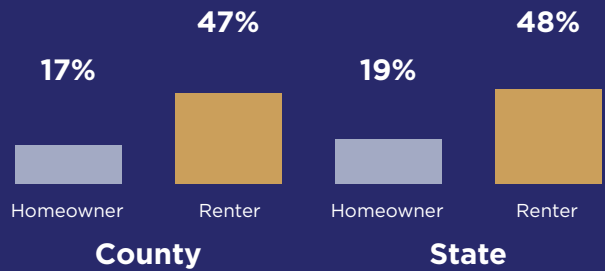
47%
72,313 households

Homeowners
who have difficulty affording their homes:



17%
48,177 households

Homeowner/Renter Cost Burdened 2025



Families that spend more than 30% are considered **cost-burdened**, more than 50%, are considered **severely cost-burdened**.

Average Annual Salaries



Teacher
\$56,930



Childcare
\$29,590



Firefighter
\$40,230

\$33.90 hour
Housing Wage:

The hourly wage needed to afford a Fair Market Rent apartment.

\$1,763 monthly
Fair Market Rent*:

An income of **\$70,520 per year** is needed to afford the Fair Market Rent.

**Fair Market Rents, regularly published by HUD, represent the cost to rent a moderately-priced dwelling unit in the local housing market. The above FMR is for a two-bedroom unit. Visit nchousing.org/county-fact-sheets for complete annual salary data.*

When Housing Costs Too Much

When housing costs become too much, a family can lose their home. This takes an incredible toll not only on a family, but also on the entire community.

Ranks

#8

for evictions among renter households.

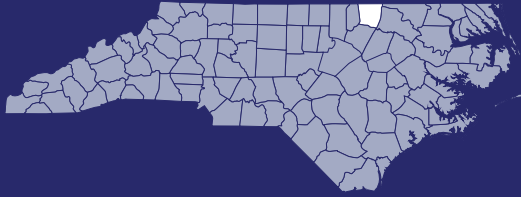
(1 = highest and 100 = lowest)



779 families faced a foreclosure this year...



29,599 families faced an eviction filing this year...



32%

of Warren County are **cost-burdened**.

2,374 households

Renters

who have difficulty affording their homes:



53%

1,001 households

Homeowners

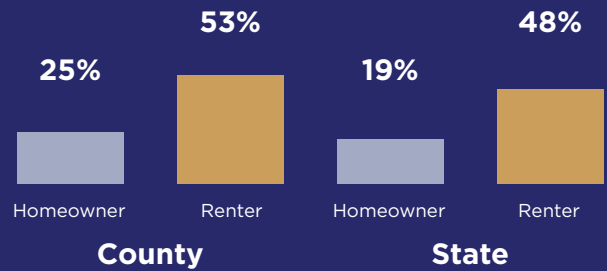
who have difficulty affording their homes:



25%

1,373 households

Homeowner/Renter Cost Burdened 2025



Families that spend more than 30% are considered **cost-burdened**, more than 50%, are considered **severely cost-burdened**.

Average Annual Salaries



Teacher
\$49,420



Childcare
\$27,870



Firefighter
\$34,890

\$17.88 hour Housing Wage:

The hourly wage needed to afford a Fair Market Rent apartment.

\$930 monthly Fair Market Rent*:

An income of **\$37,200 per year** is needed to afford the Fair Market Rent.

**Fair Market Rents, regularly published by HUD, represent the cost to rent a moderately-priced dwelling unit in the local housing market. The above FMR is for a two-bedroom unit. Visit nchousing.org/county-fact-sheets for complete annual salary data.*

When Housing Costs Too Much

When housing costs become too much, a family can lose their home. This takes an incredible toll not only on a family, but also on the entire community.

Ranks

#48

for evictions among renter households.

(1 = highest and 100 = lowest)



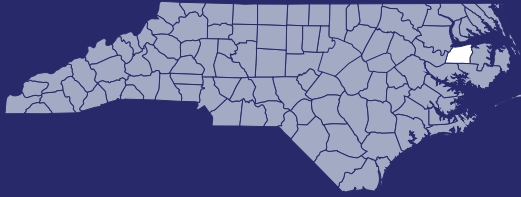
27 families faced a foreclosure this year...



156 families faced an eviction filing this year...

Join the movement:
nchousing.org

The mission of the North Carolina Housing Coalition is to lead a movement to ensure that every North Carolinian has a home in which to live in dignity and opportunity.



32%

of Washington County are **cost-burdened**.

1,393 households

Renters
who have difficulty affording their homes:



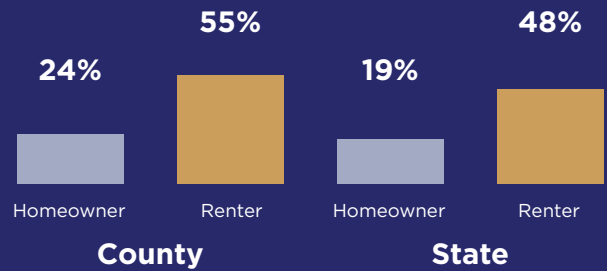
55%
596 households

Homeowners
who have difficulty affording their homes:



24%
797 households

Homeowner/Renter Cost Burdened 2025



Families that spend more than 30% are considered **cost-burdened**, more than 50%, are considered **severely cost-burdened**.

Average Annual Salaries



Teacher
\$49,420



Childcare
\$27,870



Firefighter
\$34,890

\$17.88 hour
Housing Wage:

The hourly wage needed to afford a Fair Market Rent apartment.

\$930 monthly
Fair Market Rent*:

An income of **\$37,200 per year** is needed to afford the Fair Market Rent.

**Fair Market Rents, regularly published by HUD, represent the cost to rent a moderately-priced dwelling unit in the local housing market. The above FMR is for a two-bedroom unit. Visit nchousing.org/county-fact-sheets for complete annual salary data.*

When Housing Costs Too Much

When housing costs become too much, a family can lose their home. This takes an incredible toll not only on a family, but also on the entire community.

Ranks

#30

for evictions among renter households.

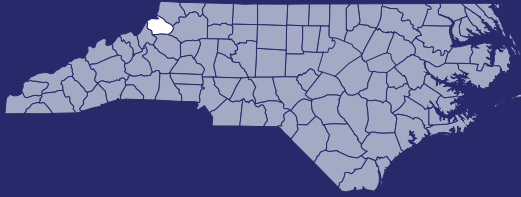
(1 = highest and 100 = lowest)



16 families faced a foreclosure this year...



131 families faced an eviction filing this year...



37%

of Watauga County are **cost-burdened**.

7,356 households

Renters

who have difficulty affording their homes:



65%

4,713 households

Homeowners

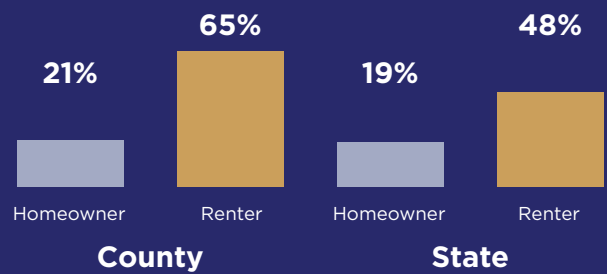
who have difficulty affording their homes:



21%

2,643 households

Homeowner/Renter Cost Burdened 2025



Families that spend more than 30% are considered **cost-burdened**, more than 50%, are considered **severely cost-burdened**.

Average Annual Salaries



Teacher
\$49,090



Childcare
\$27,970



Firefighter
\$30,540

\$24.50 hour Housing Wage:

The hourly wage needed to afford a Fair Market Rent apartment.

\$1,274 monthly Fair Market Rent*:

An income of **\$50,960 per year** is needed to afford the Fair Market Rent.

**Fair Market Rents, regularly published by HUD, represent the cost to rent a moderately-priced dwelling unit in the local housing market. The above FMR is for a two-bedroom unit. Visit nchousing.org/county-fact-sheets for complete annual salary data.*

When Housing Costs Too Much

When housing costs become too much, a family can lose their home. This takes an incredible toll not only on a family, but also on the entire community.

Ranks

#99

for evictions among renter households.

(1 = highest and 100 = lowest)



32 families faced a foreclosure this year...



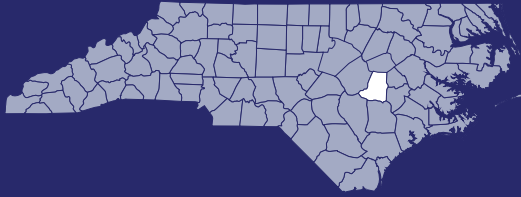
141 families faced an eviction filing this year...

DISASTER-IMPACTED COUNTY

The data in this profile does not fully represent post-flood housing conditions in the county, and the housing need is likely greater now than this data shows.

Join the movement:
nchousing.org

The mission of the North Carolina Housing Coalition is to lead a movement to ensure that every North Carolinian has a home in which to live in dignity and opportunity.



27%

of Wayne County are **cost-burdened**.

12,288 households

Renters

who have difficulty affording their homes:



45%

7,287 households

Homeowners

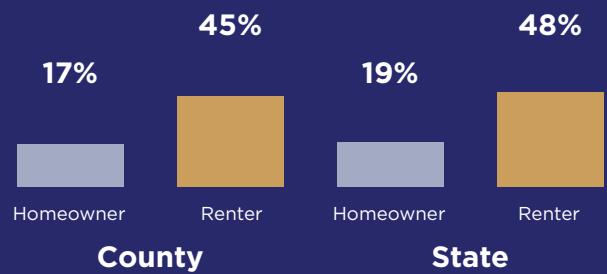
who have difficulty affording their homes:



17%

5,001 households

Homeowner/Renter Cost Burdened 2025



Families that spend more than 30% are considered **cost-burdened**, more than 50%, are considered **severely cost-burdened**.

Average Annual Salaries



Teacher
\$50,300



Childcare
\$27,960



Firefighter
\$39,170

\$22.77 hour Housing Wage:

The hourly wage needed to afford a Fair Market Rent apartment.

\$1,184 monthly Fair Market Rent*:

An income of **\$47,360 per year** is needed to afford the Fair Market Rent.

**Fair Market Rents, regularly published by HUD, represent the cost to rent a moderately-priced dwelling unit in the local housing market. The above FMR is for a two-bedroom unit. Visit nchousing.org/county-fact-sheets for complete annual salary data.*

When Housing Costs Too Much

When housing costs become too much, a family can lose their home. This takes an incredible toll not only on a family, but also on the entire community.

Ranks

#22

for evictions among renter households.

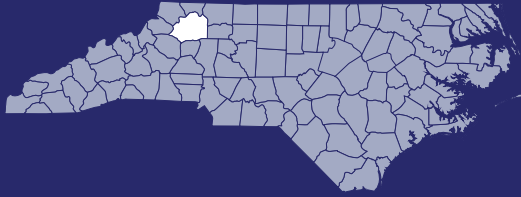
(1 = highest and 100 = lowest)



136 families faced a foreclosure this year...



1,863 families faced an eviction filing this year...



21%

of Wilkes County are **cost-burdened**.

5,330 households

Renters

who have difficulty affording their homes:



44%

2,471 households

Homeowners

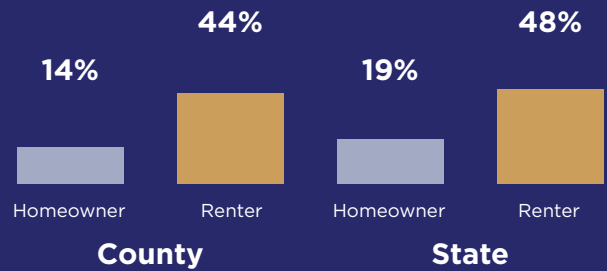
who have difficulty affording their homes:



14%

2,859 households

Homeowner/Renter Cost Burdened 2025



Families that spend more than 30% are considered **cost-burdened**, more than 50%, are considered **severely cost-burdened**.

Average Annual Salaries



Teacher
\$48,290



Childcare
\$27,960



Firefighter
\$30,530

\$17.88 hour Housing Wage:

The hourly wage needed to afford a Fair Market Rent apartment.

\$930 monthly Fair Market Rent*:

An income of **\$37,200 per year** is needed to afford the Fair Market Rent.

**Fair Market Rents, regularly published by HUD, represent the cost to rent a moderately-priced dwelling unit in the local housing market. The above FMR is for a two-bedroom unit. Visit nchousing.org/county-fact-sheets for complete annual salary data.*

When Housing Costs Too Much

When housing costs become too much, a family can lose their home. This takes an incredible toll not only on a family, but also on the entire community.

Ranks

#59

for evictions among renter households.

(1 = highest and 100 = lowest)



64 families faced a foreclosure this year...



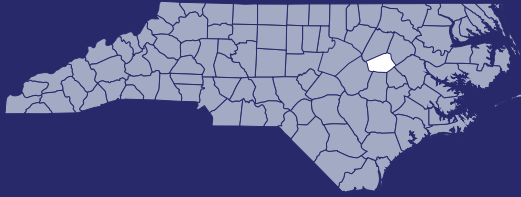
362 families faced an eviction filing this year...

DISASTER-IMPACTED COUNTY

The data in this profile does not fully represent post-flood housing conditions in the county, and the housing need is likely greater now than this data shows.

Join the movement:
nchousing.org

The mission of the North Carolina Housing Coalition is to lead a movement to ensure that every North Carolinian has a home in which to live in dignity and opportunity.



31%

of Wilson County are **cost-burdened**.

9,746 households

Renters
who have difficulty affording their homes:



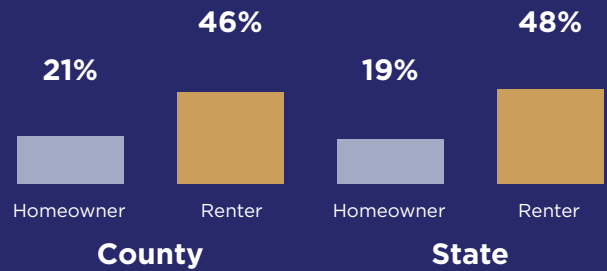
46%
5,687 households

Homeowners
who have difficulty affording their homes:



21%
4,059 households

Homeowner/Renter Cost Burdened 2025



Families that spend more than 30% are considered **cost-burdened**, more than 50%, are considered **severely cost-burdened**.

Average Annual Salaries



Teacher
\$50,940



Childcare
\$27,960



Firefighter
\$35,640

\$19.35 hour
Housing Wage:

The hourly wage needed to afford a Fair Market Rent apartment.

\$1,006 monthly
Fair Market Rent*:

An income of **\$40,240 per year** is needed to afford the Fair Market Rent.

**Fair Market Rents, regularly published by HUD, represent the cost to rent a moderately-priced dwelling unit in the local housing market. The above FMR is for a two-bedroom unit. Visit nchousing.org/county-fact-sheets for complete annual salary data.*

When Housing Costs Too Much

When housing costs become too much, a family can lose their home. This takes an incredible toll not only on a family, but also on the entire community.

Ranks

#4

for evictions among renter households.

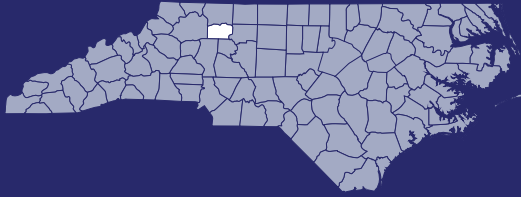
(1 = highest and 100 = lowest)



90 families faced a foreclosure this year...



3,034 families faced an eviction filing this year...



22%

of Yadkin County are **cost-burdened**.

3,181 households

Renters

who have difficulty affording their homes:



50%

1,515 households

Homeowners

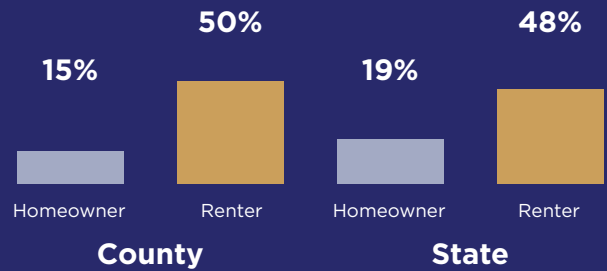
who have difficulty affording their homes:



15%

1,666 households

Homeowner/Renter Cost Burdened 2025



Families that spend more than 30% are considered **cost-burdened**, more than 50%, are considered **severely cost-burdened**.

Average Annual Salaries



Teacher
\$51,100



Childcare
\$28,390



Firefighter
\$33,450

\$22.37 hour Housing Wage:

The hourly wage needed to afford a Fair Market Rent apartment.

\$1,163 monthly Fair Market Rent*:

An income of **\$46,520 per year** is needed to afford the Fair Market Rent.

**Fair Market Rents, regularly published by HUD, represent the cost to rent a moderately-priced dwelling unit in the local housing market. The above FMR is for a two-bedroom unit. Visit nchousing.org/county-fact-sheets for complete annual salary data.*

When Housing Costs Too Much

When housing costs become too much, a family can lose their home. This takes an incredible toll not only on a family, but also on the entire community.

Ranks

#76

for evictions among renter households.

(1 = highest and 100 = lowest)



42 families faced a foreclosure this year...



121 families faced an eviction filing this year...

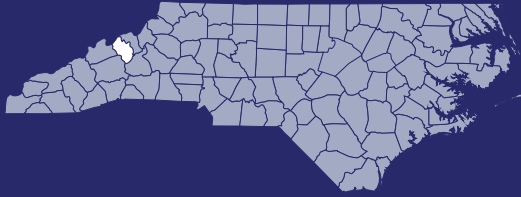
DISASTER-IMPACTED COUNTY

The data in this profile does not fully represent post-flood housing conditions in the county, and the housing need is likely greater now than this data shows.

Join the movement:
nchousing.org

The mission of the North Carolina Housing Coalition is to lead a movement to ensure that every North Carolinian has a home in which to live in dignity and opportunity.

The 2025 Housing Need in Yancey County



21%

of Yancey County are **cost-burdened**.

1,635 households

Renters

who have difficulty affording their homes:



34%

466 households

Homeowners

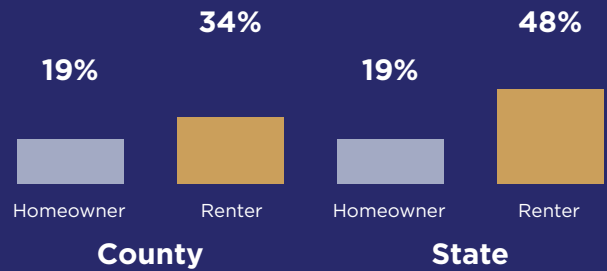
who have difficulty affording their homes:



19%

1,169 households

Homeowner/Renter Cost Burdened 2025



Families that spend more than 30% are considered **cost-burdened**, more than 50%, are considered **severely cost-burdened**.

Average Annual Salaries



Teacher
\$49,090



Childcare
\$27,970



Firefighter
\$30,540

\$17.88 hour Housing Wage:

The hourly wage needed to afford a Fair Market Rent apartment.

\$930 monthly Fair Market Rent*:

An income of **\$37,200 per year** is needed to afford the Fair Market Rent.

**Fair Market Rents, regularly published by HUD, represent the cost to rent a moderately-priced dwelling unit in the local housing market. The above FMR is for a two-bedroom unit. Visit nchousing.org/county-fact-sheets for complete annual salary data.*

When Housing Costs Too Much

When housing costs become too much, a family can lose their home. This takes an incredible toll not only on a family, but also on the entire community.

Ranks
#100

for evictions among renter households.

(1 = highest and 100 = lowest)



16 families faced a foreclosure this year...



28 families faced an eviction filing this year...

DISASTER-IMPACTED COUNTY

The data in this profile does not fully represent post-flood housing conditions in the county, and the housing need is likely greater now than this data shows.

Join the movement:
nchousing.org

The mission of the North Carolina Housing Coalition is to lead a movement to ensure that every North Carolinian has a home in which to live in dignity and opportunity.